

















		Page
Tips from a Sawing Pro		4
Innovative Products		6
Jig Saw Blades		7
		10
		21
		28
		31
		35
		37
Sabre Saw Blades		39
		42
		52
		53
Car Body Saw Blades for sheet steel (car repairing)		54
Machine Saw Blades		56
Hack Saw Blades		58
Plainer Blades		59
Hole Saws		61
Circular Saw Blades		68
Assortment – Jig Saws, Sabre Saw and Hole Saws		81
Merchandise Presentation		86


M.P.S.[®]

FROM OUR RAW MATERIALS...



No Compromises!
Only Steel of the
highest quality is used
in the production of
our saws.

Due to our modern
production facilities we
are in the position to
offer you highest quality
at the best price.



ALWAYS ONE CUT AHEAD

.... We are a modern, innovative and extremely forward-thinking company with a clearly defined goal: We aim to provide sawing products, which achieve high quality standards while remaining cost-effective. We also strive to remain up-to-date on our partners' and the markets' actions. We are very satisfied with our production location in Germany, as here we can utilize our on-site partners' knowledge and can therefore ensure the highest possible production quality.

INNOVATIVE PRODUCTION

Our production facilities are the heart of MPS and are maintained at the pinnacle of technology. Our qualified and experienced team work only with first class steel and guarantee saws of the highest standards.

FULL RANGE

Whether it's jig saw, sabre saw, circular saw blades or hole saws, MPS has a top-quality selection to offer.

When it's saw-related, MPS has the right tool for any eventuality!



Careful preparation, a great deal of experience and continued product development efforts have demonstrated their value as the ProfiLine Saw Blade was awarded the status of prize-winner.

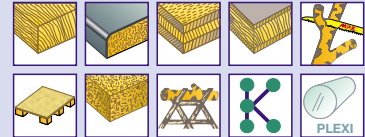


... TO THE PRIZE-WINNER

It's not all "just steel"!

The most diverse areas of work require their own individual range of steel qualities. This guarantees the best possible material performance over long life spans. For this reason, the choice between CV, HSS, Bi-Metal and HM models must be carefully evaluated according to the intended purpose of use.

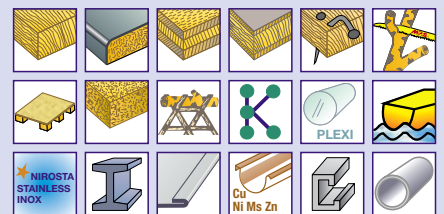
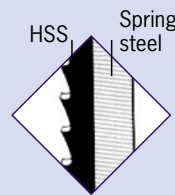
CV High-alloyed Chrome Vanadium steel is used for work on softer materials such as wood, fibreboard and synthetic materials.



HSS High Speed Steel, hardened in a vacuum furnace, is used for work on harder materials such as metals (iron and steel), aluminium and non-ferrous metals.



Bi-Metall Bimetal 65-67 Hrc – the perfect combination of flexibility (due to the spring steel, which despite bending, always returns to its original form) and durability, thanks to the HSS strips manufactured with Cobalt, which are welded on. Bimetals are hardened in a vacuum furnace. Suited to work on woods and metals.



HM Carbide, high abrasion resistance = longest life. HM blades are suitable for all areas of use.



Material Quality and Areas of Use

Material					
CV	●				
HSS		●			
Bi-Metall	●	●		●	●
HM	●	●	●	●	●

Specific cutting techniques for optimum cuts.

	Cross-ground, tapered			The wood grain is cut by the slanted angle of the tooth. CT ground edges don't come in contact with the saw kerf and therefore produce extra-clean cuts.	
	Cross-ground, set			The angular-sloped tooth cuts the wood grain. CS -ground teeth give the blade an extra high cutting-speed.	
	Milled, alternate set (raker set)			The wood grain is ripped and the saw set moves upwards and downwards in the saw kerf producing a rough cut.	
	Milled, wavy set			The cut takes place on the entire surface of the tooth. The only difference is in the tooth formation.	

Tooth shape:

- D = Roof Tooth**
- P = Positive Tooth**
- N = Normal Tooth**

VARIOZAHN

Variable tooth jig saw blades with alternate tooth spacing, guarantee universal bits for even the most varied materials. The bimetal blade is completely flexible and shatter-resistant.

Material Quality and Areas of Use

Cutting Geometry	milled, wavy set, straight-set	Cross-ground, set	Cross-ground, tapered
Material			
CV	Standard Cuts in wood	Very Fast Cuts	Very Clean Cuts
HSS	For metal work		
Bi-Metall	Universal application range + High Endurance = Long Life Span	Very Fast Cuts + High Endurance = Long Life Span	Very Clean Cuts + High Endurance = Long Life Span
HM	for abrasive Materials for work on metals	for abrasive Materials for work on woods	



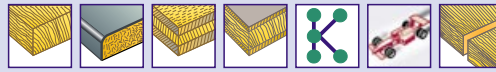
Edition 10/2004

3145



Page 15

Ideal for cuts in hardwood, softwood, plywood, laminated fibreboard or plastic.

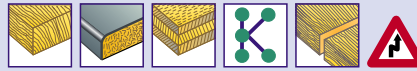


3101-KR



Page 14

Specialised curved blade, rear toothing. For very clean cuts in wooden fibreboard or synthetic materials.



3150-F

VARIÖZAHN



Page 19

Ideal for materials with different thicknesses. For straight cuts in Soft-, Hardwood, Wood with nails, Stainless steel, Particle board.



3158



Page 11

Specialised saw-blade for insulation materials and **STYROPOR**.



3159-F



Page 17

Ideal for sandwich materials. Straight cuts (flexible and shatter-resistant) in metals, non-ferrous metals, aluminium or acrylic glass.

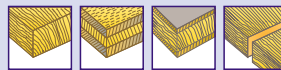


3160



Page 15

Double Cut – clean Splinter free sawing of hardwoods, softwoods, coated fibreboard or synthetic materials.

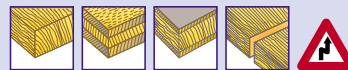


3160-K



Page 15

Curved blade for shatter-resistant sawing of hardwoods, softwoods, coated fibreboard or synthetic materials.



F	=		Bimetal sawing blade, particularly high endurance
L	=		Extra-long blade
LF	=		Extra-long bimetal blade
LK	=		Extra-long blade for curved cuts
K	=		Curved cuts
KR	=		Curved cuts, toothed back, clean
S	=		Extra-thick blade

M.P.S.[®]



M.P.S.

Made in Germany

Bi-Metall

M.P.S.

Made in Germany

CV

M.P.S.

Made in Germany

CV

M.P.S.

Made in Germany













CV

M.P.S.

Made in Germany

CV

Guidelines for choosing the appropriate blade

M.P.S.		Wooden Materials					Synthetics			Metals	
								 PLEXI		 NIROSTA STAINLESS INOX	
3101	3401	•	•	•			•				
3101-F	3401-F	•	•	•			•		•		
3101-KR	3401-KR	•	•	•			•				
3101-L	3401-L	•	•	•			•				
3101-LK	3401-LK	•	•	•			•				
3101-S		•	•	•			•				
3102	3402	•	•	•	•		•				
3102-F	3402-F	•	•	•	•		•		•		
3102-L		•	•	•	•		•				
3103	3403	•	•	•			•				
31035		•	•	•			•				
31035-S		•	•	•			•				
3103-F	3403-F	•	•	•			•				
3103-L	3403-L	•	•	•			•				
3103-S		•	•	•			•				
3104	3404	•	•	•			•				
31045		•	•	•			•				
3104-F	3404-F	•	•	•			•				
3104-L	3404-L	•	•	•			•				
3104-LF	3404-LF	•	•	•	•		•				
3105	3405	•	•	•			•				
3106	3406	•	•	•			•				
31065	34065	•	•	•			•				
3106-K	3406-K	•	•	•			•				
3106-L	3406-L	•	•	•			•				
3107	3407	•	•	•			•				
3108	3408	•	•	•			•	•			
31085	34085	•	•	•			•	•			
3108-L	3408-L	•	•	•			•	•			
3109	3409	•	•	•			•	•			
3110	3410										•
3110-F	3410-F									•	•
3111	3411										•
3111-F	3411-F							•		•	•
3112	3412										•
3113	3413										•
31135-F	34135-F					•	•	•		•	•
3113-F	3413-F						•	•		•	•
3114	3414										•
3114-F	3414-F							•		•	•
3115	3415						•	•			•
3115-F	3415-F						•	•		•	•
3116								•			
3118	3418						•		•		
3118-F	3418-F					•	•		•	•	•
3119							•		•		
3121	3421										
3122	3422										
3125	3425		•						•		
3126	3426		•						•		
3127-F	3427-F							•		•	•
3130	3430								•	•	•
3132	3432								•	•	•
3134			•						•		
3140									•		
3145		•	•	•	•		•				
3150-F	3450-F	•	•	•		•	•	•		•	•
3156-F	3456-F		•			•			•		
3158		•					•				
3159-F								•		•	•
3160	3460	•		•	•		•				
3160-F	3460-F	•	•	•	•		•	•	•		
3160-K		•		•	•		•				
3165		•		•	•		•				
3165-F		•	•	•	•		•	•	•		
3170	3470	•	•	•	•		•				
3171	3471	•		•	•		•				
3172		•	•	•			•				
3180	3480	•	•	•	•						



CV Chrome Vanadium + **MS** Milled and wavy set = Standard Wood Cuts

MPS®	To use as	Use
3106	AEG 254071, Bosch T111C, Metabo 23632, Milwaukee 48-42-5200	A = 3.0 mm · 8 t.p.i. B = 75 mm · 3" C = 100 mm · 4" For fast, rough cuts in hardwoods, softwoods and plastic.
3106-L		A = 4.0 mm · 6 t.p.i. B = 110 mm · 4 1/2" C = 132 mm · 5 1/2" For fast, rough cuts in hardwoods, softwoods and plastic.
3106-K		A = 3.0 mm · 8 t.p.i. B = 75 mm · 3" C = 100 mm · 4" For fast, rough cuts in hardwoods, softwoods and plastic.
31065	Bosch T111D	A = 4.0 mm · 6 t.p.i. B = 75 mm · 3" C = 100 mm · 4" For fast, rough cuts in hardwoods, softwoods and plastic.
3107	AEG 274352, Bosch T119A, Metabo 23630	A = 1.2 mm · 21 t.p.i. B = 50 mm · 2" C = 75 mm · 3" Plywood, wooden fibreboard, insulation materials and plastic.
3108	AEG 274353, Bosch T119B, Metabo 23631, Milwaukee 48-42-4220	A = 2 mm · 12 t.p.i. B = 50 mm · 2" C = 75 mm · 3" Ideal for acrylic glass. For straight cuts in hardwoods, softwoods, plywood, insulation materials and plastic.
3108-L		A = 2 mm · 12 t.p.i. B = 110 mm · 4 1/2" C = 132 mm · 5 1/2" Ideal for acrylic glass. For straight cuts in hardwoods, softwoods, plywood, insulation materials and plastic.
31085		A = 2 mm · 12 t.p.i. B = 75 mm · 3" C = 100 mm · 4" Ideal for acrylic glass. For straight cuts in hardwoods, softwoods, plywood, insulation materials and plastic.

CV Chrome Vanadium + **MS** Milled and wavy set = Standard Wood Cuts

MPS To use as **3158** Use

A = 2.5 mm · 10 t.p.i. **B** = 220 mm · 9" **C** = 250 mm · 10"

Specialised blade for insulation materials and **STYROPOR**.

MPS To use as **3109** Use

AEG 274650 Bosch T119B0 Metabo 23646 Milwaukee 48-42-5640

A = 2 mm · 12 t.p.i. **B** = 50 mm · 2" **C** = 75 mm · 3"

For tight curved Cuts in hardwoods, softwoods, plywood, chipboard, synthetic materials and acrylic glass.

HSS High-speed steel + **MS** Milled and wavy set = For work on metals

MPS To use as **3110** Use

AEG 274652 Bosch T118G Metabo 23636

A = 0.9 mm · 28 t.p.i. **B** = 50 mm · 2" **C** = 75 mm · 3"

Ideal for extra-thin materials. Straight Cuts in metals, non-ferrous metals, sheet metal and aluminium.

MPS To use as **3111** Use

AEG 254063 Bosch T118A Metabo 23637

A = 1.2 mm · 21 t.p.i. **B** = 50 mm · 2" **C** = 75 mm · 3"

For thinner metals. Straight cuts in metals, non-ferrous metals, sheet metal and aluminium.

MPS To use as **3112** Use

Bosch T218A Metabo 23647

A = 1.2 mm · 21 t.p.i. **B** = 50 mm · 2" **C** = 75 mm · 3"

Ideal for curved cutting in thinner materials, metals, non-ferrous metals, sheet metal and aluminium.

MPS To use as **3113** Use

AEG 254064 Bosch T118B Metabo 23638 Milwaukee 48-42-5101

A = 2.0 mm · 12 t.p.i. **B** = 50 mm · 2" **C** = 75 mm · 3"

For thicker metals. Straight cuts in metals, non-ferrous metal and aluminium.

MPS To use as **3114** Use

AEG 274654 Bosch T318A Metabo 23629

A = 1.2 mm · 21 t.p.i. **B** = 110 mm · 4 1/2" **C** = 132 mm · 5 1/2"

Ideal for sandwich materials. Straight cuts in metals, non-ferrous metal and sandwich materials.



HSS High-speed steel + **MS** Milled, set = For work on metals

M.P.S.®	To use as	Use
3115 	AEG 274653 Bosch T318B	<p>A = 2.0 mm · 12 t.p.i. B = 110 mm · 4 1/2" C = 132 mm · 5 1/2"</p> <p>Ideal for work on sandwich materials. Straight Cuts in metals, non-ferrous metal, sandwich materials and synthetic materials.</p>
3116 Tapered	AEG 274651 Bosch T101A Metabo 23640	<p>A = 2.0 mm · 12 t.p.i. B = 75 mm · 3" C = 100 mm · 4"</p> <p>Ideal for acrylic glass. Clean cuts in non-ferrous metals, aluminium and acrylic glass.</p>
3118 	AEG 254315 Bosch T127D Metabo 23639	<p>A = 3.0 mm · 8 t.p.i. B = 75 mm · 3" C = 100 mm · 4"</p> <p>Ideal for aluminium. Fast, straight cuts in aluminium, non-ferrous metals, metals and fibreglass-reinforced synthetic materials.</p>
3119 	Bosch T227D Metabo 23648	<p>A = 3.0 mm · 8 t.p.i. B = 75 mm · 3" C = 100 mm · 4"</p> <p>Ideal for aluminium. Fast, straight cuts in aluminium, non-ferrous metals, metals and fibreglass-reinforced synthetic materials.</p>



How to use a Jig Saw.

The jig saw works along the same principles as a sewing machine.

The cutting speed of the upwards/downwards movements can be adjusted in degrees, or can be regulated electronically.

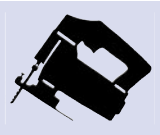
The cutting speed ranges from 200 to 3000 cut/minute.*

When using harder materials, for example metals, lower cutting speeds are used. With softer materials like woods, higher cutting speeds are more appropriate.

The clamped sawing blade is designed to cut during the upward movement. This is aided by the so-called pendulum cut.

The pendulum cut ensures that the blade is pressed against the material with extra force during the upward movement. In this way, it is possible to saw faster, while using the same amount of energy.

During the upward movement the blade is automatically drawn slightly from the material. These movements together produce the pendulum motion (pendulum cut).



* Determined by machine and manufacturer.

CV Chrome Vanadium + **CS** Cross ground, set = High-Speed Cuts

MPS	To use as	Use
3104	AEG 213116, Bosch T144D, Metabo 23633, Milwaukee 48-42-5421	A = 4.0 mm · 6 t.p.i. B = 75 mm · 3" C = 100 mm · 4" Ideal for straight cuts. High-speed, clean cuts in hardwoods, softwoods and chipboard.
3104-L	Bosch T344D	A = 4.0 mm · 6 t.p.i. B = 110 mm · 4 1/2" C = 132 mm · 5 1/2" Ideal for straight, parallel cuts. High-speed cuts in hardwoods, softwoods and chipboard.
31045		A = 4.0 mm · 6 t.p.i. B = 95 mm · 3 1/2" C = 115 mm · 4 1/2" Ideal for straight, parallel cuts. High-speed cuts in hardwoods, softwoods and chipboard.
3105	Bosch T244D, Metabo 23649, Milwaukee 48-42-5512	A = 4.0 mm · 6 t.p.i. B = 75 mm · 3" C = 100 mm · 4" Ideal for curved cuts. High-speed cuts in hardwoods, softwoods and chipboard.
3172	Bosch T144CD	A = 3.0 mm · 8 t.p.i. B = 75 mm · 3" C = 100 mm · 4" For high-speed, clean cuts in hardwoods, softwoods, chipboard, book-matched woods, plywood and synthetic materials.



What regulates the cut-speed and performance?

- The motor power (wattage) of the machine
- The effort output when sawing
- The quality and accuracy of blade selection
- The accurate selection of pendulum cut. When using a high pendulum cut, cracks may appear on the cutting edge.



CV Chrome Vanadium + **CT** Cross-ground, tapered = **Extra-Clean Cuts**

MPS®	To use as	Use
3101	AEG 254061 Bosch T101B Metabo 23634 Lenox F450S Milwaukee 48-42-5240	<p>A = 2.5 mm · 10 t.p.i. B = 75 mm · 3" C = 100 mm · 4"</p> <p>Ideal for precise cuts in hardwoods, softwoods, plywood, laminated wooden fibreboard and synthetic materials.</p>
3101-L		<p>A = 2.5 mm · 10 t.p.i. B = 110 mm · 4 1/2" C = 132 mm · 5 1/2"</p> <p>Ideal for straight, precise cuts in hardwoods, softwoods, plywood, laminated wooden fibreboard and synthetic materials.</p>
3101-LK		<p>A = 2.5 mm · 10 t.p.i. B = 110 mm · 4 1/2" C = 132 mm · 5 1/2"</p> <p>For curved cuts. Extra-precise cuts in hardwoods, softwoods, plywood, laminated wooden fibreboard and synthetic materials.</p>
3101-KR		<p>A = 2.5 mm · 10 t.p.i. B = 75 mm · 3" C = 100 mm · 4"</p> <p>Specialised curved blade, rear-toothed. For extra-clean cuts in laminated wooden fibreboard and synthetic materials.</p>
3101-S		<p>A = 2.5 mm · 10 t.p.i. B = 75 mm · 3" C = 100 mm · 4"</p> <p>Ideal for right-angled and parallel cuts in hardwoods, softwoods, plywood, laminated wooden fibreboard, plywood and synthetic materials.</p>
3102	Bosch T101BR Metabo 23650 Lenox CF450SR Milwaukee 48-42-5540	<p>A = 2.5 mm · 10 t.p.i. B = 75 mm · 3" C = 100 mm · 4"</p> <p>Down cut blade for hardwoods, softwoods, plywood, laminated wooden fibreboard and synthetic materials.</p>
3102-L		<p>A = 2.5 mm · 10 t.p.i. B = 110 mm · 4 1/2" C = 132 mm · 5 1/2"</p> <p>Down cut blade for hardwoods, softwoods, plywood, laminated wooden fibreboard and synthetic materials.</p>
3103	AEG 274351 Bosch T101D Metabo 23635 Lenox CF456S Milwaukee 48-42-5500	<p>A = 4.0 mm · 6 t.p.i. B = 75 mm · 3" C = 100 mm · 4"</p> <p>Ideal for fast, clean cuts in hardwoods, softwoods, chipboard, fibre board and synthetic materials.</p>

CV Chrome Vanadium + **CT** Cross-ground, tapered = **Extra-Clean Cuts**

MPS®	To use as	Use
3103-L	Bosch T301DL 	A = 4.0 mm · 6 t.p.i. B = 110 mm · 4 1/2" C = 132 mm · 5 1/2" Ideal for fast, clean cuts in hardwoods, softwoods, chipboard, fibre board and synthetic materials.
3103-S	Bosch T101DP Metabo 23655 	A = 4.0 mm · 6 t.p.i. B = 75 mm · 3" C = 100 mm · 4" Ideal for angular and parallel cuts in hardwoods, softwoods, chipboard, fibre board, plywood and synthetic materials.
31035	Bosch T301D Metabo 23654 	A = 4.0 mm · 6 t.p.i. B = 95 mm · 3 1/2" C = 115 mm · 4 1/2" Ideal for extra-clean, fast cuts in hardwoods, softwoods, chipboard, fibre board, plywood and synthetic materials.
31035-S		A = 4.0 mm · 6 t.p.i. B = 95 mm · 3 1/2" C = 115 mm · 4 1/2" Ideal for angular and parallel cuts in hardwoods, softwoods, chipboard, fibre board, plywood and synthetic materials.
3145		A = 3.0 mm · 8 t.p.i. B = 75 mm · 3" C = 100 mm · 4" Ideal for clean, fast cuts in hardwoods, softwoods, laminated wooden fibreboard, plywood and synthetic materials. Edition 10/2004
3160		A = 2.0 mm · 12 t.p.i. B = 75 mm · 3" C = 100 mm · 4" Double Cut – clean Splinter free sawing of hardwoods, softwoods, coated wooden fibreboard and synthetic materials.
3160-K		A = 2.0 mm · 12 t.p.i. B = 75 mm · 3" C = 100 mm · 4" Curved blade for shatter-resistant sawing of hardwoods, softwoods, coated wooden fibreboard and synthetic materials.
3165		A = 2.0 mm · 12 t.p.i. B = 110 mm · 4 1/2" C = 132 mm · 5 1/2" Shatter-resistant sawing of hardwoods, softwoods, coated wooden fibreboard and synthetic materials.



CV Chrome Vanadium + **CT** Cross-ground, tapered = Extra-Clean Cuts

MPS® To use as Use

3170 Bosch T301CD

A = 3.0 mm · 8 t.p.i. **B** = 90 mm · 3½" **C** = 115 mm · 4½"

Ideal for fast, precise cuts in hardwoods, softwoods, chipboard, fibre board, wooden fibreboard and synthetic materials.

3171 Bosch T101AO Lenox CF320-SG

A = 1.3 mm · 20 t.p.i. **B** = 50 mm · 2" **C** = 75 mm · 3"

For precise, splinter-free cuts on both sides of the material. For curved cuts in hardwoods, softwoods, plywood, wooden fibreboard and plastic.

3180 Bosch T234X

A = Progressiv **B** = 90 mm · 3½" **C** = 115 mm · 4½"

Ideal for both thick and thin wooden materials. For precise, splinter-free cuts in hardwoods, coated chipboard and plywood.

Bi-Metall Bimetal + **MS** Milled and wavy set = Universal application range + High Endurance = Long Life Span

MPS® To use as Use

3110-F

A = 0.9 mm · 28 t.p.i. **B** = 50 mm · 2" **C** = 75 mm · 3"

Ideal for extra-thin materials. For straight cuts in metals, non-ferrous metals, sheet metal and aluminium.

3111-F Bosch T118AF Metabo 23971 Lenox 324S Milwaukee 48-42-5161

A = 1.2 mm · 21 t.p.i. **B** = 50 mm · 2" **C** = 75 mm · 3"

For thin materials. Straight cuts (flexible and shatter-proof) in soft steel, aluminium, steel, stainless steel and acrylic glass.

3113-F Bosch T118BF Metabo 23973 Lenox 314S Milwaukee 48-42-5190

A = 2.0 mm · 12 t.p.i. **B** = 50 mm · 2" **C** = 75 mm · 3"

For thick materials. Straight cuts (flexible and shatter-proof) in metals, non-ferrous metal, aluminium and acrylic glass.

31135-F Bosch T111HF Lenox 410S

A = 2.0 mm · 12 t.p.i. **B** = 75 mm · 3" **C** = 100 mm · 4"

Straight cuts in wood with nails, non-ferrous metals, aluminium, soft steel, steel and synthetic materials.

Bi-Metall + **MS** Milled, set = **Universal application range + High Endurance = Long Life Span**

MPS	To use as	Use
3114-F	Bosch T318AF, Lenox 324S, Milwaukee 48-42-5166	<p>A = 1.2 mm · 21 t.p.i. B = 110 mm · 4 1/2" C = 132 mm · 5 1/2"</p> <p>Ideal for sandwich materials. Straight cuts (flexible and shatter-proof) in metals, non-ferrous metal, aluminium and acrylic glass.</p> <p>2 - 65 mm 5/64 - 3 1/2"</p> <p>1.5 - 3 mm 1/16 - 1/8"</p>
3115-F	Bosch T318BF, Lenox 518S, Milwaukee 48-42-5192	<p>A = 2.0 mm · 12 t.p.i. B = 110 mm · 4 1/2" C = 132 mm · 5 1/2"</p> <p>Ideal for sandwich materials. Straight cuts (flexible and shatter-proof) in metals, non-ferrous metal, aluminium and acrylic glass.</p> <p>2 - 85 mm 5/64 - 3 1/8"</p> <p>2 - 6 mm 5/64 - 5/16"</p>
3118-F	Bosch T127DF, Metabo 23974, Lenox 406S, Milwaukee 48-42-5300	<p>A = 3.0 mm · 8 t.p.i. B = 75 mm · 3" C = 100 mm · 4"</p> <p>Ideal for Aluminium. Straight cuts (flexible and shatter-proof) in aluminium, non-ferrous metal, metals, fibreglass-reinforced synthetic materials and acrylic glass.</p> <p>3 - 15 mm 1/8 - 5/8"</p> <p>3 - 15 mm 1/8 - 5/8"</p>
3127-F	Bosch T118EF, Lenox 318S	<p>A = 1.5 mm · 18 t.p.i. B = 50 mm · 2" C = 75 mm · 3"</p> <p>For thick materials. Straight cuts (flexible and shatter-proof) in metals, non-ferrous metal, aluminium and acrylic glass.</p> <p>2 - 5 mm 5/64 - 7/32"</p>
3156-F	Bosch T345XF	<p>A = 2.0 - 4.0 mm · 12 - 6 t.p.i. B = 110 mm · 4 1/2" C = 132 mm · 5 1/2"</p> <p>Robust quick shear blade for wood and abrasive materials.</p> <p>8 - 85 mm 5/16 - 3 3/8"</p>
3159-F		<p>A = 1.4 mm · 18 t.p.i. B = 180 mm · 7" C = 200 mm · 8"</p> <p>Ideal for sandwich materials. Straight Cuts (flexible and shatter-proof) in metals, non-ferrous metal, aluminium and acrylic glass.</p> <p>2 - 180 mm 5/64 - 7"</p> <p>1.5 - 3 mm 1/16 - 1/8"</p>



What can be taken as a rule of thumb when working with these machines?

Even the best machines can only reach their full potential when used in conjunction with a high quality blade of the appropriate material.



Bi-Metall Bimetal + **CS** Cross ground, set = **Fast Cuts + High Endurance = Long Life Span**

MPS® To use as Use

3104-F Bosch T144DF Milwaukee 48-42-5302

A = 4.0 mm · 6 t.p.i. **B** = 75 mm · 3" **C** = 100 mm · 4"

Ideal for straight, parallel Cuts. Extra-fast Cuts in hardwoods, softwoods, book-matched woods, plywoods, chipboard and fibreglass-reinforced synthetic materials.

3104-LF Bosch T344DF

A = 4.0 mm · 6 t.p.i. **B** = 110 mm · 4 1/2" **C** = 132 mm · 5 1/2"

Ideal for straight, parallel Cuts. Extra-fast Cuts in hardwoods, softwoods, book-matched woods, plywoods, chipboard and fibreglass-reinforced synthetic materials.

Bi-Metall Bimetal + **CT** Cross-ground, tapered = **Extra-Clean Cuts + High Endurance = Long Life Span**

MPS® To use as Use

3101-F Bosch T101BF Lenox 450S Milwaukee 48-42-5311

A = 2.5 mm · 10 t.p.i. **B** = 75 mm · 3" **C** = 100 mm · 4"

Ideal for straight, precise Cuts in hardwoods, softwoods, plywood, laminated wooden fibreboard and fibreglass-reinforced synthetic materials

3102-F Bosch T101BRF Lenox 450SR

A = 2.5 mm · 10 t.p.i. **B** = 75 mm · 3" **C** = 100 mm · 4"

Splinter-free sawing by means of inverse toothting. Straight Cuts in wooden fibreboard, plywood and fibreglass-reinforced synthetic materials.

3103-F Lenox 456S

A = 4.0 mm · 6 t.p.i. **B** = 75 mm · 3" **C** = 100 mm · 4"

Ideal for fast, straight Cuts in hardwoods, softwoods, chipboard, fibre board, chipboard and synthetic materials.

3160-F Bosch T101AIF

A = 2.0 mm · 12 t.p.i. **B** = 75 mm · 3" **C** = 100 mm · 4"

Splinter-free Cuts achieved by sharpened toothting on both sides. For straight cuts in synthetic materials, book-matched woods, laminated wooden fibreboard and acrylic glass.

3165-F

A = 2.0 mm · 12 t.p.i. **B** = 110 mm · 4 1/2" **C** = 132 mm · 5 1/2"

Splinter-free Cuts achieved by sharpened toothting on both sides. For straight cuts in synthetic materials, book-matched woods, laminated wooden fibreboard and acrylic glass.

Bi-Metall + **MS** Milled, set = **Universal application range + High Endurance = Long Life Span**

MPS To use as **3150-F** Use **A = 1.8 – 2.5 mm · 10 – 14 t.p.i. B = 110 mm · 4 1/2" C = 132 mm · 5 1/2"**

Ideal for materials with different thicknesses. For straight cuts in Soft-, Hardwood, Wood with nails, Stainless steel, Particle board.

VARIOZAHN

Variable tooth jig saw blades with alternate tooth spacing, guarantee universal cuts for even the most varied materials. The bimetal blade is completely flexible and shatter-resistant.

This blade is extremely user-friendly as it does not require the blade to be changed for each different material used. This is a truly universal blade!

3150-F

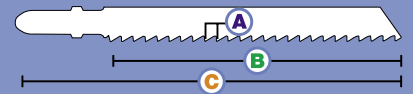
VARIOZAHN

B 3145
Made from:
30 x 3145

A 3145
Made from:
20 x 3145
20 x 3160
20 x 3101-KR



Hard metal = for abrasive materials



MPS®	To use as	Use
3121	AEG 213232 Bosch T150RIFF Metabo 23658	A = Korn 50 B = 50 mm · 2" C = 75 mm · 3" Ideal for abrasive materials. Precise straight Cuts in ceramics, glass and up to medium strength tile.
3122	AEG 213231 Bosch T130RIFF Metabo 23657	A = Korn 30 B = 50 mm · 2" C = 75 mm · 3" Ideal for abrasive materials. Precise straight Cuts in ceramics, glass and fibreglass-reinforced synthetic materials.
3125	Bosch T141HM	A = 4.3 mm · 6 t.p.i. B = 75 mm · 2" C = 100 mm · 3" Ideal for abrasive materials. Precise straight Cuts in ceramics, glass and fibreglass-reinforced synthetic materials.
3126	Bosch T341HM	A = 4.3 mm · 6 t.p.i. B = 100 mm · 4" C = 132 mm · 5 1/2" Ideal for fibreglass-reinforced synthetic materials. Fast, rough Cuts in abrasive materials, fibreglass-reinforced synthetic materials and cement-bound chipboard.
3130	Bosch T118AHM	A = 1.1 mm · 24 t.p.i. B = 50 mm · 2" C = 75 mm · 3" Ideal for stainless steel. Straight Cuts in steel and stainless steel.
3132	Bosch T118EHM	A = 1.4 mm · 18 t.p.i. B = 50 mm · 2" C = 75 mm · 3" Ideal for stainless steel. Straight Cuts in steel and stainless steel.
3134	Bosch T301CHM	A = 3.0 mm · 8 t.p.i. B = 85 mm · 3 1/2" C = 115 mm · 4 1/2" Ideal for fibreglass-reinforced synthetic materials. Straight Cuts in abrasive materials, fibreglass-reinforced synthetic materials and sandwich materials.
3140		A = Korn / Diamant B = 50 mm · 2" C = 75 mm · 3" Ideal for highly abrasive materials and carbon fibre products.

CV Chrome Vanadium + **MS** Milled, set = Standard Wood Cuts

MPS	To use as	Use
3406	Black & Decker A 5043. A 2206 	A = 3.0 mm · 8 t.p.i. B = 75 mm · 3" C = 100 mm · 4" For fast, rough cuts in hardwoods, softwoods and plastic.
3406-L	 	A = 4.0 mm · 6 t.p.i. B = 110 mm · 4 1/2" C = 132 mm · 5 1/2" For fast, rough cuts in hardwoods, softwoods and plastic.
3406-K	 	A = 3.0 mm · 8 t.p.i. B = 75 mm · 3" C = 100 mm · 4" For fast, rough cuts in hardwoods, softwoods and plastic.
34065		A = 4.0 mm · 6 t.p.i. B = 75 mm · 3" C = 100 mm · 4" For fast, rough cuts in hardwoods, softwoods and plastic.
3407		A = 1.2 mm · 21 t.p.i. B = 50 mm · 2" C = 75 mm · 3" Plywood, wooden fibreboard, insulation materials and plastic.
3408		A = 2 mm · 12 t.p.i. B = 50 mm · 2" C = 75 mm · 3" Ideal for acrylic glass. For straight cuts in hardwoods, softwoods, plywood, insulation materials and plastic.
34085		A = 2 mm · 12 t.p.i. B = 75 mm · 3" C = 100 mm · 4" Ideal for acrylic glass. For straight cuts in hardwoods, softwoods, plywood, insulation materials and plastic.
3409	Black & Decker A 5033. A 2203 	A = 2 mm · 12 t.p.i. B = 50 mm · 2" C = 75 mm · 3" For tight curved Cuts in hardwoods, softwoods, plywood, chipboard, synthetic materials and acrylic glass.



HSS

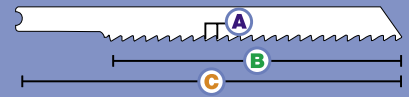
High-speed steel



Milled, set



For work on metals



M.P.S.[®]

To use as

Use

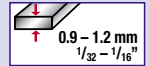
3410

Black & Decker
A 5040. A 2227



A = 0.9 mm · 28 t.p.i. **B** = 50 mm · 2" **C** = 75 mm · 3"

Ideal for extra-thin materials. Straight Cuts in metals, non-ferrous metals, sheet metal and aluminium.



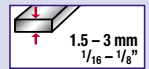
3411

Black & Decker
A 5039. A 2224



A = 1.2 mm · 21 t.p.i. **B** = 50 mm · 2" **C** = 75 mm · 3"

For thinner metals. Straight cuts in metals, non-ferrous metals, sheet metal and aluminium.

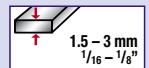


3412



A = 1.2 mm · 21 t.p.i. **B** = 50 mm · 2" **C** = 75 mm · 3"

Ideal for curved cutting in thinner materials, metals, non-ferrous metals, sheet metal and aluminium.



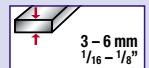
3413

Black & Decker
A 5034. A 2226



A = 2.0 mm · 12 t.p.i. **B** = 50 mm · 2" **C** = 75 mm · 3"

For thicker metals. Straight cuts in metals, non-ferrous metal and aluminium.

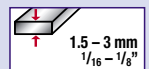
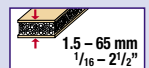


3414



A = 1.2 mm · 21 t.p.i. **B** = 110 mm · 4 1/2" **C** = 132 mm · 5 1/2"

Ideal for sandwich materials. Straight cuts in metals, non-ferrous metal and sandwich materials.

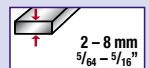
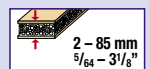
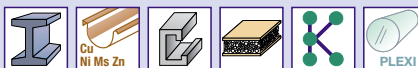


3415



A = 2.0 mm · 12 t.p.i. **B** = 110 mm · 4 1/2" **C** = 132 mm · 5 1/2"

Ideal for work on sandwich materials. Straight Cuts in metals, non-ferrous metal, sandwich materials and synthetic materials.



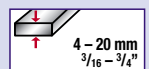
3418

Black & Decker
A 2222



A = 3.0 mm · 8 t.p.i. **B** = 75 mm · 3" **C** = 100 mm · 4"

Ideal for aluminium. Fast, straight cuts in aluminium, non-ferrous metals, metals and fibreglass-reinforced synthetic materials.



CV Chrome Vanadium + **CS** Cross ground, set = High-Speed Cuts


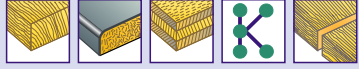
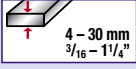


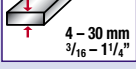

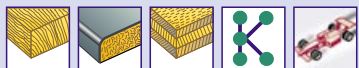
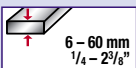


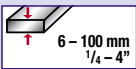

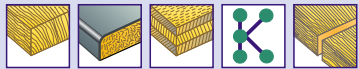
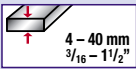

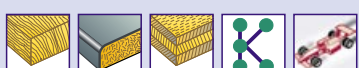
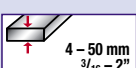


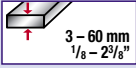


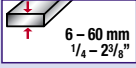
MPS	To use as	Use
3404	Black & Decker A 2207	<p>A = 4.0 mm · 6 t.p.i. B = 75 mm · 3" C = 100 mm · 4"</p> <p>Ideal for straight cuts. High-speed, clean cuts in hardwoods, softwoods and chipboard.</p>
3404-L		<p>A = 4.0 mm · 6 t.p.i. B = 110 mm · 4 1/2" C = 132 mm · 5 1/2"</p> <p>Ideal for straight, parallel cuts. High-speed cuts in hardwoods, softwoods and chipboard.</p>
3405	Black & Decker A 5038	<p>A = 4.0 mm · 6 t.p.i. B = 75 mm · 3" C = 100 mm · 4"</p> <p>Ideal for curved cuts. High-speed cuts in hardwoods, softwoods and chipboard.</p>
3453	Black & Decker A 5038	<p>A = 4.0 mm · 6 t.p.i. B = 60 mm · 2 1/2" C = 80 mm · 3 1/4"</p> <p>Ideal for straight, precise cuts in hardwoods, softwoods, plywood and chipboard.</p>

CV Chrome Vanadium + **CT** Cross-ground, tapered = Extra-Clean Cuts

MPS	To use as	Use
3401	Black & Decker A 5035, A 2201	<p>A = 2.5 mm · 10 t.p.i. B = 75 mm · 3" C = 100 mm · 4"</p> <p>Ideal for precise cuts in hardwoods, softwoods, plywood, laminated wooden fibreboard and synthetic materials.</p>
3401-L		<p>A = 2.5 mm · 10 t.p.i. B = 110 mm · 4 1/2" C = 132 mm · 5 1/2"</p> <p>Ideal for straight, precise cuts in hardwoods, softwoods, plywood, laminated wooden fibreboard and synthetic materials.</p>
3401-LK		<p>A = 2.5 mm · 10 t.p.i. B = 110 mm · 4 1/2" C = 132 mm · 5 1/2"</p> <p>For curved cuts. Extra-precise cuts in hardwoods, softwoods, plywood, laminated wooden fibreboard and synthetic materials.</p>

CV Chrome Vanadium + **CT** Cross-ground, tapered = **Extra-Clean Cuts**



M.P.S. [®]	To use as	Use
3401-KR		<p>A = 2.5 mm · 10 t.p.i. B = 75 mm · 3" C = 100 mm · 4"</p> <p>Specialised curved blade, rear-toothed. For extra-clean cuts in laminated wooden fibreboard and synthetic materials.</p>  
3402		<p>A = 2.5 mm · 10 t.p.i. B = 75 mm · 3" C = 100 mm · 4"</p> <p>Down cut blade for hardwoods, softwoods, plywood, laminated wooden fibreboard and synthetic materials.</p>  
3403	Black & Decker A 5037. A 2202 	<p>A = 4.0 mm · 6 t.p.i. B = 75 mm · 3" C = 100 mm · 4"</p> <p>Ideal for fast, clean cuts in hardwoods, softwoods, chipboard, fibre board and synthetic materials.</p>  
3403-L	 L	<p>A = 4.0 mm · 6 t.p.i. B = 110 mm · 4 1/2" C = 132 mm · 5 1/2"</p> <p>Ideal for fast, clean cuts in hardwoods, softwoods, chipboard, fibre board and synthetic materials.</p>  
3451	Black & Decker A 5042 	<p>A = 3.0 mm · 8 t.p.i. B = 60 mm · 2 1/2" C = 80 mm · 3 1/4"</p> <p>Ideal for straight, clean cuts in hardwoods, softwoods, plywood, chipboard and fibreglass-reinforced synthetic materials.</p>  
3452	Black & Decker A 5036 	<p>A = 4.0 mm · 6 t.p.i. B = 60 mm · 2 1/2" C = 80 mm · 3 1/4"</p> <p>Ideal for straight, clean cuts in hardwoods, softwoods, plywood, chipboard and fibreglass-reinforced synthetic materials.</p>  
3460		<p>A = 2.0 mm · 12 t.p.i. B = 75 mm · 3" C = 100 mm · 4"</p> <p>Double Cut – clean Splinter free sawing of hardwoods, softwoods, coated wooden fibreboard and synthetic materials.</p>  
3470		<p>A = 3.0 mm · 8 t.p.i. B = 90 mm · 3 1/2" C = 115 mm · 4 1/2"</p> <p>Ideal for fast, precise cuts in hardwoods, softwoods, book-matched woods, chipboard, wooden fibreboard and synthetic materials.</p>  

CV Chrome Vanadium + **CT** Cross-ground, tapered = **Extra-Clean Cuts**

MPS To use as **3471** Use

A = 1.3 mm · 20 t.p.i. **B** = 50 mm · 2" **C** = 75 mm · 3"

For precise, splinter-free cuts on both sides of the material. For curved cuts in hardwoods, softwoods, plywood, wooden fibreboard and plastic.

Bi-Metall Bimetal + **MS** Milled, set = **Universal application range + High Endurance = Long Life Span**

MPS To use as **3411-F** Lenox 324J Use

A = 1.2 mm · 21 t.p.i. **B** = 50 mm · 2" **C** = 75 mm · 3"

For thin materials. Straight cuts (flexible and shatter-proof) in soft steel, aluminium, steel, stainless steel and acrylic glass.

MPS To use as **3413-F** Lenox 314J Use

A = 2.0 mm · 12 t.p.i. **B** = 50 mm · 2" **C** = 75 mm · 3"

For thick materials. Straight cuts (flexible and shatter-proof) in metals, non-ferrous metal, aluminium and acrylic glass.

MPS To use as **34135-F** 480J Use

A = 2.0 mm · 12 t.p.i. **B** = 75 mm · 3" **C** = 100 mm · 4"

Straight cuts in wood with nails, non-ferrous metals, aluminium, soft steel, steel and synthetic materials.

MPS To use as **3415-F** Lenox 518J Use

A = 2.0 mm · 12 t.p.i. **B** = 110 mm · 4 1/2" **C** = 132 mm · 5 1/2"

Ideal for sandwich materials. Straight cuts (flexible and shatter-proof) in metals, non-ferrous metal, aluminium and acrylic glass.

MPS To use as **3418-F** Lenox 486J Use

A = 3.0 mm · 8 t.p.i. **B** = 75 mm · 3" **C** = 100 mm · 4"


Ideal for Aluminium. Straight cuts (flexible and shatter-proof) in aluminium, non-ferrous metal, metals, fibreglass-reinforced synthetic materials and acrylic glass.

MPS To use as **3456-F** Use

A = 2.0 - 4.0 mm · 12 - 6 t.p.i. **B** = 110 mm · 4 1/2" **C** = 132 mm · 5 1/2"


Robust quick shear blade for wood and abrasive materials.

Bi-Metall Bimetal + **CT** Cross-ground, tapered = **Extra-Clean Cuts + High Endurance = Long Life Span**




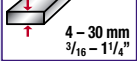
MPS® To use as Use

3401-F




A = 2.5 mm · 10 t.p.i. **B** = 75 mm · 3" **C** = 100 mm · 4"

Ideal for straight, precise Cuts in hardwoods, softwoods, plywood, laminated wooden fibreboard and fibreglass-reinforced synthetic materials


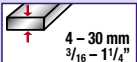



3402-F




A = 2.5 mm · 10 t.p.i. **B** = 75 mm · 3" **C** = 100 mm · 4"

Splinter-free sawing by means of inverse toothting. Straight Cuts in wooden fibreboard, plywood and fibreglass-reinforced synthetic materials.


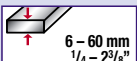



3403-F




A = 4.0 mm · 6 t.p.i. **B** = 75 mm · 3" **C** = 100 mm · 4"

Ideal for fast, straight Cuts in hardwoods, softwoods, book-matched woods, chipboard and synthetic materials.

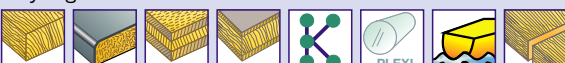
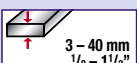



3460-F

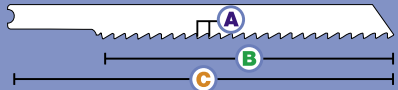


A = 2.0 mm · 12 t.p.i. **B** = 75 mm · 3" **C** = 100 mm · 4"

Splinter-free Cuts achieved by sharpened toothting on both sides. For straight cuts in synthetic materials, chipboard, fibre board, laminated wooden fibreboard and acrylic glass.





Bi-Metall Bimetal + **MS** Milled, set = **Universal application range + High Endurance = Long Life Span**




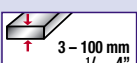
MPS® To use as Use

3450-F



A = 1.8 - 2.5 mm · 10 - 14 t.p.i. **B** = 110 mm · 4 1/2" **C** = 132 mm · 5 1/2"

Ideal for materials with different thicknesses. For straight cuts in Soft-, Hardwood, Wood with nails, Stainless steel, Particle board.

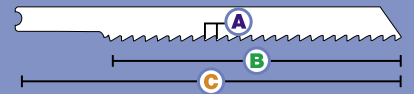



Variable tooth jig saw blades with alternate tooth spacing, guarantee universal cuts for even the most varied materials. The bimetal blade is completely flexible and shatter-resistant.



HM

Hard metal = for abrasive materials



MPS

To use as

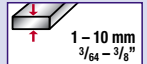
Use

3421



A = Korn 50 B = 50 mm · 2" C = 75 mm · 3"

Ideal for abrasive materials. Precise straight Cuts in ceramics, glass and up to medium strength tile.



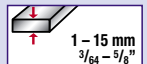
3422

Black & Decker
A 5192



A = Korn 30 B = 50 mm · 2" C = 75 mm · 3"

Ideal for abrasive materials. Precise straight Cuts in ceramics, glass and fibreglass-reinforced synthetic materials.


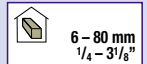


3425



A = 4.3 mm · 6 t.p.i. B = 75 mm · 2" C = 100 mm · 3"

Ideal for abrasive materials. Precise straight Cuts in ceramics, glass and fibreglass-reinforced synthetic materials.

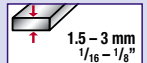


3430



A = 1.1 mm · 24 t.p.i. B = 50 mm · 2" C = 75 mm · 3"

Ideal for stainless steel.
Straight Cuts in steel and stainless steel.

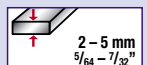


3432



A = 1.4 mm · 18 t.p.i. B = 50 mm · 2" C = 75 mm · 3"

Ideal for stainless steel.
Straight Cuts in steel and stainless steel.



„BOSCH“-
Singular Cam-Shaft
or „T“-Shaft



The T-Shaft has generally been accepted as the main attachment inside Europe. The most important manufacturers are:

AEG, BOSCH, ELU, FESTO, FLEX, HITACHI, HOLZ-HER, LENOX, KRESS, MAFELL, MAKITA, METABO, MILWAUKEE, SPARKY

Universal-Shaft 1/4"
or „U“-Shaft



The U-Shaft has generally been accepted as the US-standard in the craft industry outside Europe. The most important manufacturers are:

BLACK & DECKER, KRESS, RYOBI, SKIL, STAYER, WOLF and various American manufacturers.

FEIN-Shaft

Suitable only in FEIN machines.

FEIN






HSS High-speed steel + **MS** Milled, set = For work on metals



M.P.S. [®]	To use as	Use
3210	Fein Z 22-60 · 635 03 060 010	<p>A = 0.9 mm · 28 t.p.i. B = 55 mm · 2" C = 80 mm · 3¹/₄"</p> <p>Ideal for extra-thin materials. Straight Cuts in metals, non-ferrous metals, sheet metal and aluminium.</p>  
3211	Fein Z 22-35 · 635 03 035 011	<p>A = 1.2 mm · 21 t.p.i. B = 55 mm · 2" C = 80 mm · 3¹/₄"</p> <p>For thinner metals. Straight cuts in metals, non-ferrous metals, sheet metal and aluminium.</p>  
3213	Fein Z 22-36 · 635 03 036 014	<p>A = 2.0 mm · 12 t.p.i. B = 55 mm · 2" C = 80 mm · 3¹/₄"</p> <p>For thicker metals. Straight cuts in metals, non-ferrous metal and aluminium.</p>  
3214	Fein Z 22-77 · 635 03 077 014	<p>A = 1.2 mm · 21 t.p.i. B = 110 mm · 4¹/₂" C = 132 mm · 5¹/₂"</p> <p>Ideal for sandwich materials. Straight cuts in metals, non-ferrous metal and sandwich materials.</p>   
3218	Fein Z 22-39 · 635 03 039 010	<p>A = 3.0 mm · 8 t.p.i. B = 75 mm · 3" C = 100 mm · 4"</p> <p>Ideal for aluminium. Fast, straight cuts in aluminium, non-ferrous metals, metals and fibreglass-reinforced synthetic materials.</p>  



MAKITA-Shaft	Only suitable for Makita machines.	MAKITA (older model)
		
BOSCH-Double Cam Shaft	The old standard was developed as one of the first attachments and used very frequently in the past but is incompatible with all newer machines.	BOSCH (old/Lesto), METABO
		
Peugeot-Shaft	Only suitable in Peugeot machines.	PEUGEOT
		

CV Chrome Vanadium + **CT** Cross-ground, tapered = Extra-Clean Cuts

MPS	To use as	Use
3201	Fein Z 22-37 · 635 03 037 018	<p>A = 2.5 mm · 10 t.p.i. B = 75 mm · 3" C = 100 mm · 4"</p> <p>Ideal for precise cuts in hardwoods, softwoods, plywood, laminated wooden fibreboard and synthetic materials.</p>
3201-L		<p>A = 2.5 mm · 10 t.p.i. B = 110 mm · 4 1/2" C = 132 mm · 5 1/2"</p> <p>Ideal for straight, precise cuts in hardwoods, softwoods, plywood, laminated wooden fibreboard and synthetic materials.</p>
3203	Fein Z 22-38 · 635 03 038 016	<p>A = 4.0 mm · 6 t.p.i. B = 75 mm · 3" C = 100 mm · 4"</p> <p>Ideal for fast, clean cuts in hardwoods, softwoods, chipboard, fibre board and synthetic materials.</p>
3203-L	Fein 635 03 082 010	<p>A = 4.0 mm · 6 t.p.i. B = 110 mm · 4 1/2" C = 132 mm · 5 1/2"</p> <p>Ideal for fast, clean cuts in hardwoods, softwoods, chipboard, fibre board and synthetic materials.</p>

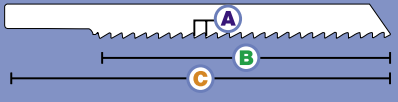
Paintwork / Colours



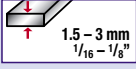


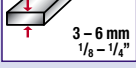



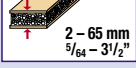
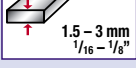



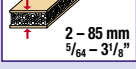
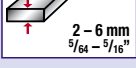
The colours of the MPS jig saw and sabre saw blades are an additional distinguishing feature of their purpose of use.

MPS use environmentally friendly, solvent-free water-based paints.

a) Black (ink colour – turquoise) = CV (milled) wavy set or straight-set. Suitable for woods and synthetics.	CV + MS
b) Black (ink colour – white) = CV sharpened (smoothed) and straight-set (cross-grinding). Suitable for rough and fast Cuts in woods and synthetics.	CV + CS
c) Metallic (ink colour – black) smoothed surface = CV sharpened and ground. Suitable for clean cuts in woods and synthetics.	CV + CT
d) Silver (ink colour – red) = HSS-Steel wavy set or straight-set. Suitable for soft steel, stainless steel, non-ferrous metals and aluminium.	HSS + MS
e) White = Bimetal (ink colour – blue and turquoise) wavy set or straight-set. Suitable for radical cuts in metals, woods and synthetics.	Bi-Metall + MS Bi-Metall + CS Bi-Metall + CT
f) Black (ink colour – orange) = HM sprayed or HM-impregnated. For all abrasive materials.	HM + CT

Bi-Metall + **MS** Milled and wavy set = **Universal application range + High Endurance = Long Life Span**



MPS® To use as	Use
3211-F 	<p>A = 1.2 mm · 21 t.p.i. B = 60 mm · 2½" C = 80 mm · 3¼"</p> <p>For thin materials. Straight cuts (flexible and shatter-proof) in soft steel, aluminium, steel, stainless steel and acrylic glass.</p>  
3213-F 	<p>A = 2.0 mm · 12 t.p.i. B = 60 mm · 2½" C = 80 mm · 3¼"</p> <p>For thick materials. Straight cuts (flexible and shatter-proof) in metals, non-ferrous metal, aluminium and acrylic glass.</p>  
3214-F  	<p>A = 1.2 mm · 21 t.p.i. B = 110 mm · 4½" C = 132 mm · 5½"</p> <p>Ideal for sandwich materials. Straight cuts (flexible and shatter-proof) in metals, non-ferrous metal, aluminium and acrylic glass.</p>   
3215-F  	<p>A = 2.0 mm · 12 t.p.i. B = 110 mm · 4½" C = 132 mm · 5½"</p> <p>Ideal for sandwich materials. Straight cuts (flexible and shatter-proof) in metals, non-ferrous metal, aluminium and acrylic glass.</p>   



Why are so many different blades required?

The reasons for needing so many different blade types are naturally numerous.

The material to be sawn plays a particularly important role. Whether it is a hard material such as iron, Nirosa steel(stainless steel), hardwood or tile or, a soft material like softwood, plywood, synthetics or cork that is being sawn, determines what material the blade should be made of, what strength of teeth and which tooth geometry are most suitable.

The second factor to be considered is the thickness of the material, which determines the length of tothing on the blade.

The cut-quality desired also plays a pivotal role in this decision-making process. Here the appropriate blade is determined depending on whether a rough cut is sufficient or if a finer cut is required, whether angle precision is necessary or if contours or curves are being sawn.

One further aspect of the material, which can be a decisive factor, is its form, e.g. metal profile or material combination – the so-called sandwich material.

CV Chrome Vanadium + **MS** Milled, set = Standard Wood Cuts

MPS	To use as	Use
3306	Makita 3	<p>A = 3.0 mm · 8 t.p.i. B = 75 mm · 3" C = 100 mm · 4"</p> <p>For fast, rough cuts in hardwoods, softwoods and plastic.</p>
3306-L	Makita 3	<p>A = 4.0 mm · 6 t.p.i. B = 110 mm · 4 1/2" C = 132 mm · 5 1/2"</p> <p>For fast, rough cuts in hardwoods, softwoods and plastic.</p>
33065	Makita 3	<p>A = 4.0 mm · 6 t.p.i. B = 75 mm · 3" C = 100 mm · 4"</p> <p>For fast, rough cuts in hardwoods, softwoods and plastic.</p>
3308	Makita 8	<p>A = 2 mm · 12 t.p.i. B = 60 mm · 2 1/2" C = 80 mm · 3 1/4"</p> <p>Ideal for acrylic glass. For straight cuts in hardwoods, softwoods, plywood, insulation materials and plastic.</p>
3309	Makita 16	<p>A = 2 mm · 12 t.p.i. B = 60 mm · 2 1/2" C = 80 mm · 3 1/4"</p> <p>For tight curved Cuts in hardwoods, softwoods, plywood, chipboard, synthetic materials and acrylic glass.</p>

HSS High-speed steel + **MS** Milled and wavy set = For work on metals

MPS	To use as	Use
3310	Makita 7	<p>A = 0.9 mm · 28 t.p.i. B = 60 mm · 2 1/2" C = 80 mm · 3 1/4"</p> <p>Ideal for extra-thin materials. Straight Cuts in metals, non-ferrous metals, sheet metal and aluminium.</p>
3311	Makita 1	<p>A = 1.2 mm · 21 t.p.i. B = 60 mm · 2 1/2" C = 80 mm · 3 1/4"</p> <p>For thinner metals. Straight cuts in metals, non-ferrous metals, sheet metal and aluminium.</p>

HSS High-speed steel + **MS** Milled, set = For work on metals

MPS®	To use as	Use
3313	Makita 2	<p>A = 2.0 mm · 12 t.p.i. B = 60 mm · 2 1/2" C = 80 mm · 3 1/4"</p> <p>For thicker metals. Straight cuts in metals, non-ferrous metal and aluminium.</p>
3318		<p>A = 3.0 mm · 8 t.p.i. B = 75 mm · 3" C = 100 mm · 4"</p> <p>Ideal for aluminium. Fast, straight cuts in aluminium, non-ferrous metals, metals and fibreglass-reinforced synthetic materials.</p>
33185	Makita 4	<p>A = 3.0 mm · 8 t.p.i. B = 60 mm · 2 1/2" C = 80 mm · 3 1/4"</p> <p>Ideal for aluminium. Fast, straight cuts in aluminium, non-ferrous metals, metals and fibreglass-reinforced synthetic materials.</p>

CV Chrome Vanadium + **CS** Cross ground, set = High-Speed Cuts

MPS®	To use as	Use
3304	Makita 5	<p>A = 4.0 mm · 6 t.p.i. B = 75 mm · 3" C = 100 mm · 4"</p> <p>Ideal for straight cuts. High-speed, clean cuts in hardwoods, softwoods and chipboard.</p>
3304-L		<p>A = 4.0 mm · 6 t.p.i. B = 110 mm · 4 1/2" C = 132 mm · 5 1/2"</p> <p>Ideal for straight, parallel cuts. High-speed cuts in hardwoods, softwoods and chipboard.</p>
3305		<p>A = 4.0 mm · 6 t.p.i. B = 75 mm · 3" C = 100 mm · 4"</p> <p>Ideal for curved cuts. High-speed cuts in hardwoods, softwoods and chipboard.</p>

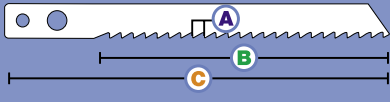
CV Chrome Vanadium + **CT** Cross-ground, tapered = **Extra-Clean Cuts**

MPS	To use as	Use
3301	Makita 42	<p>A = 2.5 mm · 10 t.p.i. B = 75 mm · 3" C = 100 mm · 4"</p> <p>Ideal for precise cuts in hardwoods, softwoods, plywood, laminated wooden fibreboard and synthetic materials.</p>
3302	Makita 41	<p>A = 2.5 mm · 10 t.p.i. B = 75 mm · 3" C = 100 mm · 4"</p> <p>Down cut blade for hardwoods, softwoods, plywood, laminated wooden fibreboard and synthetic materials.</p>
3303	Makita 10	<p>A = 4.0 mm · 6 t.p.i. B = 75 mm · 3" C = 100 mm · 4"</p> <p>Ideal for fast, clean cuts in hardwoods, softwoods, chipboard, fibre board and synthetic materials.</p>
3303-L	Makita 10	<p>A = 4.0 mm · 6 t.p.i. B = 110 mm · 4 1/2" C = 132 mm · 5 1/2"</p> <p>Ideal for fast, clean cuts in hardwoods, softwoods, chipboard, fibre board and synthetic materials.</p>
3360	Makita 10	<p>A = 2.0 mm · 12 t.p.i. B = 75 mm · 3" C = 100 mm · 4"</p> <p>Double Cut – clean Splinter free sawing of hardwoods, softwoods, coated wooden fibreboard and synthetic materials.</p>

Bi-Metall + **MS** Milled and wavy set = **Universal application range + High Endurance = Long Life Span**

MPS	To use as	Use
3311-F	Makita 42	<p>A = 1.2 mm · 21 t.p.i. B = 60 mm · 2 1/2" C = 80 mm · 3 1/4"</p> <p>For thin materials. Straight cuts (flexible and shatter-proof) in soft steel, aluminium, steel, stainless steel and acrylic glass.</p>
3313-F	Makita 42	<p>A = 2.0 mm · 12 t.p.i. B = 60 mm · 2 1/2" C = 80 mm · 3 1/4"</p> <p>For thick materials. Straight cuts (flexible and shatter-proof) in metals, non-ferrous metal, aluminium and acrylic glass.</p>



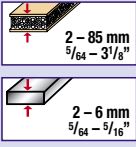
Bi-Metall + **MS** (Milled and wavy set) = **Universal application range + High Endurance = Long Life Span**



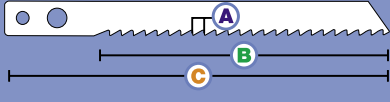
MPS® To use as **3315-F** Use

A = 2.0 mm · 12 t.p.i. **B** = 110 mm · 4 1/2" **C** = 132 mm · 5 1/2"

Ideal for sandwich materials. Straight cuts (flexible and shatter-proof) in metals, non-ferrous metal, aluminium and acrylic glass.


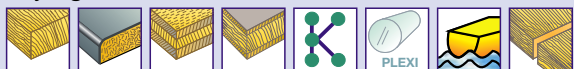
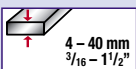
Bi-Metall + **CT** (Cross-ground, tapered) = **Extra-Clean Cuts + High Endurance = Long Life Span**



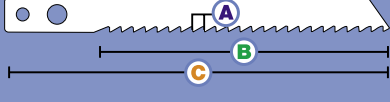
MPS® To use as **3360-F** Use

A = 2.0 mm · 12 t.p.i. **B** = 75 mm · 3" **C** = 100 mm · 4"

Splinter-free Cuts achieved by sharpened toothing on both sides. For straight cuts in synthetic materials, book-matched woods, laminated wooden fibreboard and acrylic glass.



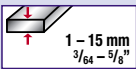
HM (Hard metal) = **for abrasive materials**



MPS® To use as **3322** (Makita 15) Use

A = Korn 30 **B** = 50 mm · 2" **C** = 75 mm · 3"

Ideal for abrasive materials. Precise straight Cuts in ceramics, glass and fibreglass-reinforced synthetic materials.


What are the deciding factors for saw blades?

- Steel Quality
- Tooth Geometry
 - Tooth Type
 - Tooth Finish
 - Unrestricted Cuts
 - Cut features
- Tooth spacing
- Saw Blade Dimensions
- Tooth Strength

CV Chrome Vanadium + **MS** Milled, set = Standard Wood Cuts

MPS To use as Use

3506 Bosch T57C Metabo 23468

A = 3.0 mm · 8 t.p.i. **B** = 75 mm · 3" **C** = 100 mm · 4"

For fast, rough cuts in hardwoods, softwoods and plastic.

3509 Bosch T19B0

A = 2 mm · 12 t.p.i. **B** = 50 mm · 2" **C** = 80 mm · 3 1/4"

For tight curved Cuts in hardwoods, softwoods, plywood, chipboard, synthetic materials and acrylic glass.

HSS High-speed steel + **MS** Milled, set = For work on metals

MPS To use as Use

3510

A = 0.9 mm · 28 t.p.i. **B** = 60 mm · 2 1/2" **C** = 80 mm · 3 1/4"

Ideal for extra-thin materials. Straight Cuts in metals, non-ferrous metals, sheet metal and aluminium.

3511 Bosch T18A Metabo 23472

A = 1.2 mm · 21 t.p.i. **B** = 60 mm · 2 1/2" **C** = 80 mm · 3 1/4"

For thinner metals. Straight cuts in metals, non-ferrous metals, sheet metal and aluminium.

3513 Bosch T18B Metabo 23473

A = 2.0 mm · 12 t.p.i. **B** = 60 mm · 2 1/2" **C** = 80 mm · 3 1/4"

For thicker metals. Straight cuts in metals, non-ferrous metal and aluminium.

3518 Bosch T27D Metabo 23476

A = 3.0 mm · 8 t.p.i. **B** = 75 mm · 3" **C** = 100 mm · 4"

Ideal for aluminium. Fast, straight cuts in aluminium, non-ferrous metals, metals and fibreglass-reinforced synthetic materials.



CV Chrome Vanadium + **CS** Cross ground, set = High-Speed Cuts

MPS® To use as **Use**

3504 Bosch T44D Metabo 23478

A = 4.0 mm · 6 t.p.i. **B** = 75 mm · 3" **C** = 100 mm · 4"

Ideal for straight cuts.
High-speed, clean cuts in hardwoods, softwoods and chipboard.

CV Chrome Vanadium + **CT** Cross-ground, tapered = Extra-Clean Cuts

MPS® To use as **Use**

3501 Bosch T1B Metabo 23465

A = 2.5 mm · 10 t.p.i. **B** = 75 mm · 3" **C** = 100 mm · 4"

Ideal for precise cuts in hardwoods, softwoods, plywood, laminated wooden fibreboard and synthetic materials.

3502 Bosch T1BR

A = 2.5 mm · 10 t.p.i. **B** = 75 mm · 3" **C** = 100 mm · 4"

Down cut blade for hardwoods, softwoods, plywood, laminated wooden fibreboard and synthetic materials.

3503 Bosch T1D Metabo 23467

A = 4.0 mm · 6 t.p.i. **B** = 75 mm · 3" **C** = 100 mm · 4"

Ideal for fast, clean cuts in hardwoods, softwoods, chipboard, fibre board and synthetic materials.



Tooth variety	Teeth	Unrestricted Cut	Cut features	
	milled	straight-set	rough, fast	Δ_{MS} = The wood grain is ripped and the saw set moves upwards and downwards in the saw kerf producing a rough cut.
	milled	wavy set	precise	Chipping takes place over the entire surface area of the tooth. The only differences are found between the different tooth varieties: D = Roof tooth, P = Positive tooth, N = Normal tooth; (also MS in work on wood)
	smoothed	straight-set	fast, clean	Δ_{CS} = The wood grain is cut by the slanted angle of the tooth. CS-smoothed teeth produce a very high-speed blade.
	smoothed	tapered	fine, precise	Δ_{CT} = The wood grain is cut by the tooth positioned at an angle to the wood. CT-smoothed edges don't touch the saw kerf and therefore produce extra-clean cuts.

CV Chrome Vanadium + **MS** Milled, set = Standard Wood Cuts

MPS To use as **3606** Peugeot 3331 Use **A** = 3.0 mm · 8 t.p.i. **B** = 75 mm · 3" **C** = 100 mm · 4"

For fast, rough cuts in hardwoods, softwoods and plastic.

MPS To use as **3609** Use **A** = 2 mm · 12 t.p.i. **B** = 50 mm · 2" **C** = 75 mm · 3"

For tight curved Cuts in hardwoods, softwoods, plywood, chipboard, synthetic materials and acrylic glass.

HSS High-speed steel + **MS** Milled, set = For work on metals

MPS To use as **3610** Peugeot 3326 Use **A** = 0.9 mm · 28 t.p.i. **B** = 60 mm · 2 1/2" **C** = 80 mm · 3 1/4"

Ideal for extra-thin materials. Straight Cuts in metals, non-ferrous metals, sheet metal and aluminium.

MPS To use as **3611** Peugeot 3325 Use **A** = 1.2 mm · 21 t.p.i. **B** = 60 mm · 2 1/2" **C** = 80 mm · 3 1/4"

For thinner metals. Straight cuts in metals, non-ferrous metals, sheet metal and aluminium.

MPS To use as **3613** Use **A** = 2.0 mm · 12 t.p.i. **B** = 60 mm · 2 1/2" **C** = 80 mm · 3 1/4"

For thicker metals. Straight cuts in metals, non-ferrous metal and aluminium.

MPS To use as **3618** Use **A** = 3.0 mm · 8 t.p.i. **B** = 75 mm · 3" **C** = 100 mm · 4"

Ideal for aluminium. Fast, straight cuts in aluminium, non-ferrous metals, metals and fibreglass-reinforced synthetic materials.




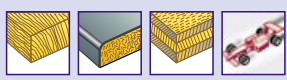
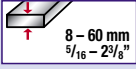
CV Chrome Vanadium + **CS** Cross ground, set = High-Speed Cuts



M.P.S. To use as **3604** Peugeot 3330

Use **A** = 4.0 mm · 6 t.p.i. **B** = 75 mm · 3" **C** = 100 mm · 4"

Ideal for straight cuts.
High-speed, clean cuts in hardwoods, softwoods and chipboard.



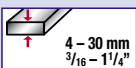
CV Chrome Vanadium + **CT** Cross-ground, tapered = Extra-Clean Cuts



M.P.S. To use as **3601** Peugeot 3332

Use **A** = 2.5 mm · 10 t.p.i. **B** = 75 mm · 3" **C** = 100 mm · 4"


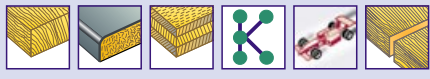
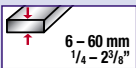
Ideal for precise cuts in hardwoods, softwoods, plywood, laminated wooden fibreboard and synthetic materials.

3603

A = 4.0 mm · 6 t.p.i. **B** = 75 mm · 3" **C** = 100 mm · 4"

Ideal for fast, clean cuts in hardwoods, softwoods, chipboard, fibre board and synthetic materials.


M.P.S.[®]



4016 **M.P.S.**[®] Bi-Metall
6 TPI
Made in Germany
150 x 1,27mm

Härholz, Holz mit Nägeln
Baumaterialien, Fensterbau
building materials,
window frames

4431-VP **M.P.S.**[®] Bi-Metall
VARIOZAHN 10/14 TPI
Made in Germany
200 x 0,9 mm

Stahl, Rohre und Profile,
Rostfreier Stahl, Holz mit Nägeln
steel, pipes, profiles
Non ferrous metal
3 - 10 mm

4411 **M.P.S.**[®] HSS-Bi-Metall
Made in Germany
150 x 142PZ

harter Stahl, Profile
Stahlrohre
Buntmetall 3-8 mm

University

Guidelines for Choosing the Appropriate Saw Blade.

MPS®	Wooden Materials										Synthetics		Metals	
4010	•		•							•				
4011	•		•							•				
4012	•		•							•				
4013	•		•							•				
4014	•		•							•				
4015	•		•		•					•				
4016	•		•		•					•				
4017	•		•		•					•				
4020	•		•			•			•	•				
4021	•		•			•				•				
4022	•		•			•			•	•				
4031	•		•							•				
4035	•		•							•				
4041	•		•							•				
4044	•		•	•						•				
4045	•		•	•						•				
4046	•	•	•	•			•			•				
4052	•	•	•	•		•		•		•				
4055	•		•			•			•	•				
4060	•		•							•				
4061	•		•							•				
4070											•			
4073											•			
4075											•			
4076											•			
4077											•			
4078											•			
4080											•			
4082														
4084														
4400												•	•	•
4401												•	•	•
4402												•	•	•
4403												•	•	•
4404												•	•	•
4405												•	•	•
4407												•	•	•
4410												•	•	•
4411												•	•	•
4415												•	•	•
4416							•					•	•	•
4420												•	•	•
4422												•	•	•
4425					•			•				•	•	•
4426					•			•				•	•	•
4429												•	•	•
4430	•				•					•		•	•	•
4430-VP	•				•					•		•	•	•
4431	•				•			•		•		•	•	•
4431-VP	•				•			•		•		•	•	•
4432	•				•					•		•	•	•
4432-VP	•				•					•		•	•	•
4433	•				•					•		•	•	•
4434	•				•			•		•		•	•	•
4434-VP	•				•			•		•		•	•	•
4435	•				•					•		•	•	•
4436					•			•		•		•	•	•
4437					•			•		•		•	•	•
4438					•			•		•		•	•	•
4439					•			•		•		•	•	•
4440-VP	•				•			•		•		•	•	•
4441-VP	•				•			•		•		•	•	•
4444	•				•			•		•		•	•	•
4445					•			•		•		•	•	•
4446					•			•		•		•	•	•
4447					•			•		•		•	•	•
4464-VP	•				•			•		•		•	•	•
4474-VP	•				•			•		•		•	•	•
4451					•			•		•		•	•	•
4451-VP					•			•		•		•	•	•
4454					•			•		•		•	•	•
4454-VP					•			•		•		•	•	•
4457					•			•		•		•	•	•
4482					•			•		•		•	•	•
4483					•			•		•		•	•	•
4486					•			•		•		•	•	•
4487					•			•		•		•	•	•
4490					•			•		•		•	•	•
4492					•			•		•		•	•	•
4494					•			•		•		•	•	•
4496					•			•		•		•	•	•
4498					•			•		•		•	•	•

CV Chrome Vanadium + **MS** Milled, set = Standard Wood Cuts

M.P.S.®	To use as	Use
4041	AEG 318-127, Bosch S811H, B&D 40103, Metabo 31123, Flex 200778 	A = 2.5 mm · 10 t.p.i. B = 130 mm · 5" C = 150 mm · 6" D = 1.27 mm · 1/20" Ideal for extra-fast Cuts. With hardened teeth for extra durability – non-ferrous metals, aluminium, woods and chipboard.
4061	Bosch S1211H, Metabo 31125 	A = 2.5 mm · 10 t.p.i. B = 280 mm · 11" C = 300 mm · 12" D = 1.27 mm · 1/20" Ideal for fast cuts. With hardened teeth for extra durability – non-ferrous metals, aluminium, woods and chipboard.
4012	Lenox 606R 	A = 4.2 mm · 6 t.p.i. B = 130 mm · 5" C = 150 mm · 6" D = 1.27 mm · 1/20" For fast, clean cuts in hardwoods, softwoods, chipboard and synthetics.
4013	Bosch S744D, B&D 40110, Metabo 31121, Flex 202185 	A = 4.2 mm · 6 t.p.i. B = 130 mm · 5" C = 150 mm · 6" D = 1.27 mm · 1/20" For curved cuts. For fast, clean cuts in hardwoods, softwoods, chipboard, plywood and synthetics.
4014	AEG 318-131, Bosch S828D, B&D 40127, Metabo 31136, Flex 206016 	A = 4.2 mm · 6 t.p.i. B = 130 mm · 5" C = 150 mm · 6" D = 1.27 mm · 1/20" Bi-directional cuts, for plasterboard, porous concrete, woods and synthetics.
4035	Milwaukee 48-00-1052 	A = 4.2 mm · 6 t.p.i. B = 130 mm · 5" C = 150 mm · 6" D = 1.27 mm · 1/20" For straight and curved cuts. For fast, clean stokes in hardwoods, softwoods, chipboard, plywood and synthetics.
4010	AEG 318-125, Bosch S1344D, B&D 40099, Metabo 31122, Flex 201936 	A = 4.2 mm · 6 t.p.i. B = 280 mm · 11" C = 300 mm · 12" D = 1.27 mm · 1/20" For fast, clean stokes in hardwoods, softwoods, chipboard, plywood and synthetics.
4060	AEG 318-131, Bosch S828D, B&D 40127, Metabo 31136, Flex 206202 	A = 4.2 mm · 6 t.p.i. B = 280 mm · 11" C = 300 mm · 12" D = 1.27 mm · 1/20" Bi-directional cuts, for plasterboard, porous concretes, woods and synthetics.

CV Chrome Vanadium + **MS** Milled, set = Standard Wood Cuts

MPS®	To use as	Use
4031	Flex 200751 	A = 6.3 mm · 4 t.p.i. B = 130 mm · 5" C = 150 mm · 6" D = 1.27 mm · 1/20" Particularly suited for old building renovations (window frames). Ideal for rough cuts in woods, synthetics and sheetrock.
4021	Bosch S617K B&D 40107 Metabo 31138 	A = 8.5 mm · 3 t.p.i. B = 130 mm · 5" C = 150 mm · 6" D = 1.27 mm · 1/20" Ideal for cutting wooden exteriors. For fast, rough, straight and curved cuts in hardwoods and softwoods.
4022	Bosch S1111K B&D 40108 	A = 8.5 mm · 3 t.p.i. B = 210 mm · 8 1/2" C = 230 mm · 9" D = 1.27 mm · 1/20" Ideal for rough, fast cuts in hardwoods and softwoods.
4020	Bosch S1617K 	A = 8.5 mm · 3 t.p.i. B = 280 mm · 11" C = 300 mm · 12" D = 1.27 mm · 1/20" Ideal for cutting wooden exteriors. For fast, rough, straight and curved cuts in hardwoods and softwoods (branch-cutting).

CV Chrome Vanadium + **CS** Cross ground, set = High-Speed Cuts

MPS®	To use as	Use
4011 TOP	AEG 318-126 Bosch S644D B&D 40109 Metabo 31120 Dewalt 40109 Milwaukee 48-00-1031 	A = 4.2 mm · 6 t.p.i. B = 130 mm · 5" C = 150 mm · 6" D = 1.27 mm · 1/20" For straight and curved cuts. For fast, clean cuts in hardwoods, softwoods, chipboard, plywood and synthetics.
4046	Bosch S2345X 	A = 2.4 – 4 mm · 6.4 – 10.6 t.p.i. B = 180 mm · 7" C = 200 mm · 8" D = 1.25 mm · 1/20" Ideal for extra-clean cuts in all types of wood, treated fibreboard or MDF sheets and synthetics.
4052	AEG 318-125 Bosch S1531L Metabo 31139 	A = 5 – 6.5 mm · 5 – 4 t.p.i. B = 210 mm · 8 1/2" C = 230 mm · 9" D = 1.27 mm · 1/20" Ideal for cuts in wooden exteriors. For fast, rough cuts. Hardened teeth for extra durability.



CV Chrome Vanadium + **CS** Cross ground, set = High-Speed Cuts

M.P.S. To use as **4055** Bosch S1542K

Use: **A** = 6.3 mm · 4 t.p.i. **B** = 210 mm · 8½" **C** = 230 mm · 9" **D** = 1.27 mm · 1/20"

Ideal for cuts in wooden exteriors. For fast, rough cuts – hardened teeth for extra durability.

CV Chrome Vanadium + **CT** Cross-ground, tapered = Extra-Clean Cuts

M.P.S. To use as **4044 TOP**

Use: **A** = 2.5 mm · 10 t.p.i. **B** = 130 mm · 5" **C** = 150 mm · 6" **D** = 1.27 mm · 1/20"

Specialised blade for carpenters with triple-smoothed teeth. For especially clean cuts in hardwoods and softwoods.

M.P.S. To use as **4045 TOP**

Use: **A** = 2.5 mm · 10 t.p.i. **B** = 210 mm · 8½" **C** = 230 mm · 9" **D** = 1.27 mm · 1/20"

Specialised blade for carpenters with triple-smoothed teeth. For especially clean cuts in hardwoods and softwoods.

<p>Type: 1/2" Universal Shaft</p>	Suitable for Sabre Saws from the Firm:	AEG, BOSCH, BLACK & DECKER, FEIN, FLEX, HITACHI, HOLZ-HER, LENOX, MAKITA, METABO, MILFORD, MILWAUKEE, ROCKWELL, REMS, SKIL, DEWALT
	Suitable for Sabre Saws from the Firm:	REMS Tiger Saws
	Suitable for Sabre Saws from the Firm:	FLEX and RIGID Tiger Saws
	Suitable for pneumatic as well as electric machines from the firm:	SIG, FLEX, PNEUTEC, CICAGO-PNEUMATIC, SHINANO, OBER, RED-ROOSTER, YOKOTA, PMS, HOLGER-CLASEN
<p>Sabre Saw Blades (Pipe cutting machinery) U-Shaft</p>	Suitable for Sabre Saws from the Firm:	REMS Tiger Saws
<p>Sabre Saw Blades (Pipe cutting machinery) U-Shaft</p>	Suitable for Sabre Saws from the Firm:	FLEX and RIGID Tiger Saws
<p>Car Body Saw Blades</p>	Suitable for pneumatic as well as electric machines from the firm:	SIG, FLEX, PNEUTEC, CICAGO-PNEUMATIC, SHINANO, OBER, RED-ROOSTER, YOKOTA, PMS, HOLGER-CLASEN
<p>Sabre Saw Blades</p>	For a variety of machines including air pressured controlled apparatus (Machine Saw Blades). Suitable for the firms:	FEIN, SPITZNAS, PREMAG, ROCKWELL, among others.

Bi-Metall + **MS** Milled, set = **Universal application range + High Endurance = Long Life Span**

MPS®	To use as	Use
4404	Bosch S522GF, B&D 40118, Metabo 31127, Flex 200719 	A = 0.8 mm · 28 t.p.i. B = 80 mm · 3 ¹ / ₄ " C = 100 mm · 4" D = 0.9 mm · 1/32" Ideal for Body Work. For thin metals, fast, straight cuts, flexible and shatter-proof, metals and sheet metal.
4403	Bosch S522AF, Milwaukee 48-00-5185, Lenox 424R 	A = 1.0 mm · 24 t.p.i. B = 80 mm · 3" C = 100 mm · 4" D = 0.9 mm · 1/32" For thin metals. Fast, straight cuts, flexible and shatter-proof, metals, sheet metal, pipes and profiling.
4405	AEG 318-128, Bosch S922AF, B&D 40125, Metabo 31129, Flex 200743 Milwaukee 48-00-5168, Lenox 624R	A = 1.0 mm · 24 t.p.i. B = 130 mm · 5" C = 150 mm · 6" D = 0.9 mm · 1/32" For thick metals. Fast, straight cuts, flexible and shatter-proof, metals, sheet metal, pipes and profiling.
4407		A = 1.0 mm · 24 t.p.i. B = 210 mm · 8 ¹ / ₂ " C = 230 mm · 9" D = 0.9 mm · 1/32" For thin metals. Fast, straight cuts, flexible and shatter-proof, metals, sheet metal, pipes and profiling.
4400	Bosch S522EF, B&D 40115, Metabo 31128, Flex 200700, Milwaukee 48-00-5183, Lenox 418R 	A = 1.4 mm · 18 t.p.i. B = 80 mm · 3" C = 100 mm · 4" D = 0.9 mm · 1/32" For thin metals. Fast, straight cuts, flexible and shatter-proof, metals, sheet metal, pipes and profiling.
4401	AEG 318-129, Bosch S922EF, B&D 40116, Metabo 31132, Flex 200735 Milwaukee 48-00-5184, Lenox 618R	A = 1.4 mm · 18 t.p.i. B = 130 mm · 5" C = 150 mm · 6" D = 0.9 mm · 1/32" For thin metals. Fast, straight cuts, flexible and shatter-proof, metals, sheet metal, pipes and profiling.
4402	Bosch S1122EF, Lenox 818R, Milwaukee 48-00-5188 	A = 1.4 mm · 18 t.p.i. B = 180 mm · 7" C = 200 mm · 8" D = 0.9 mm · 1/32" For thin metals. Fast, straight cuts, flexible and shatter-proof, metals, sheet metal, pipes and profiling.
4429	Bosch S1122EF, Metabo 31133, Flex 200751, Milwaukee 48-00-5188 	A = 1.4 mm · 18 t.p.i. B = 210 mm · 8 ¹ / ₂ " C = 230 mm · 9" D = 0.9 mm · 1/32" For thin metals. Fast, straight cuts, flexible and shatter-proof, metals, sheet metal, pipes and profiling.



Bi-Metall + MS Milled, set = Universal application range + High Endurance = Long Life Span		
MPS®	To use as	Use
4420	<p>MPS® HSS-Bi-Metall 300 x 18 ZPZ Made in Germany</p>	<p>A = 1.4 mm · 18 t.p.i. B = 280 mm · 11" C = 300 mm · 12" D = 0.9 mm · 1/32"</p> <p>For thin metals. Fast, straight cuts, flexible and shatter-proof, metals, sheet metal, pipes and profiling.</p> <p> </p> <p> </p>
4410	<p>Bosch S522BF Milwaukee 48-00-5181 Lenox 414R</p> <p>MPS® HSS-Bi-Metall 100 x 14 ZPZ Made in Germany</p>	<p>A = 1.8 mm · 14 t.p.i. B = 80 mm · 3" C = 100 mm · 4" D = 0.9 mm · 1/32"</p> <p>For thick metals. Fast, straight cuts, flexible and shatter-proof, metals, aluminium, sheet metal, pipes and profiling.</p> <p> </p> <p> </p>
4411	<p>AEG 318-130 Bosch S922BF B&D 40113 Metabo 31134 Flex 200727</p> <p>MPS® HSS-Bi-Metall 150 x 14 ZPZ Made in Germany</p> <p>Milwaukee 48-00-5182 Lenox 614R</p>	<p>A = 1.8 mm · 14 t.p.i. B = 130 mm · 5" C = 150 mm · 6" D = 0.9 mm · 1/32"</p> <p>For thick metals. Fast, straight cuts, flexible and shatter-proof, metals, non-ferrous metals, aluminium, sheet metal, pipes and profiling.</p> <p> </p> <p> </p>
4415	<p>Bosch S1122BF Metabo 31135 Milwaukee 48-00-5187</p> <p>MPS® HSS-Bi-Metall 200 x 14 ZPZ Made in Germany</p>	<p>A = 1.8 mm · 14 t.p.i. B = 180 mm · 7" C = 200 mm · 8" D = 0.9 mm · 1/32"</p> <p>For thick metals. Fast, straight cuts, flexible and shatter-proof, metals, non-ferrous metals, aluminium, sheet metal, pipes and profiling.</p> <p> </p> <p> </p>
4416	<p>Bosch S1122BF Metabo 31135 Milwaukee 48-00-5187</p> <p>MPS® HSS-Bi-Metall 230 x 14 ZPZ Made in Germany</p>	<p>A = 1.8 mm · 14 t.p.i. B = 210 mm · 8 1/2" C = 230 mm · 9" D = 0.9 mm · 1/32"</p> <p>For thick metals. Fast, straight cuts, flexible and shatter-proof, metals, non-ferrous metals, aluminium, sheet metal, pipes and profiling.</p> <p> </p> <p> </p>
4422	<p>Metabo 31124</p> <p>MPS® HSS-Bi-Metall 300 x 12 ZPZ Made in Germany</p>	<p>A = 1.8 mm · 14 t.p.i. B = 280 mm · 11" C = 300 mm · 12" D = 0.9 mm · 1/32"</p> <p>Ideal for non-ferrous metals. For clean cuts in non-ferrous metals and wood with nails.</p> <p> </p> <p> </p>
4425	<p>MPS® HSS-Bi-Metall 200 x 12 ZPZ Made in Germany</p>	<p>A = 2.0 mm · 12 t.p.i. B = 180 mm · 7" C = 200 mm · 8" D = 0.9 mm · 1/32"</p> <p>Ideal for slab construction. Flexible and shatter-proof, metals, non-ferrous metals, aluminium, sheet metal, pipes, wood with nails and profiling.</p> <p> </p> <p> </p>
4436	<p>Milwaukee 48-00-5093</p> <p>MPS® HSS-Bi-Metall 200 x 12 ZPZ Made in Germany</p>	<p>A = 2.0 mm · 12 t.p.i. B = 180 mm · 7" C = 200 mm · 8" D = 1.27 mm · 1/20"</p> <p>Ideal for slab construction. Flexible and shatter-proof, metals, non-ferrous metals, aluminium, sheet metal, pipes, wood with nails and profiling.</p> <p> </p> <p> </p>

Bi-Metall + **MS** Milled, set = **Universal application range + High Endurance = Long Life Span**

MPS®	To use as	Use
4426	 MPS® HSS-Bi-Metall 230 x 12 ZPZ Made in Germany	A = 2.0 mm · 12 t.p.i. B = 210 mm · 8 1/2" C = 230 mm · 9" D = 0.9 mm · 1/32" Ideal for slab construction. Flexible and shatter-proof, metals, non-ferrous metals, aluminium, sheet metal, pipes, wood with nails and profiling.
4438	 MPS® HSS-Bi-Metall 230 x 12 ZPZ Made in Germany	A = 2.0 mm · 12 t.p.i. B = 210 mm · 8 1/2" C = 230 mm · 9" D = 1.27 mm · 1/20" Ideal for slab construction. Flexible and shatter-proof, metals, non-ferrous metals, aluminium, sheet metal, pipes, wood with nails and profiling.
4439	Bosch S1025BF Milwaukee 48-00-5094 MPS® HSS-Bi-Metall 300 x 12 ZPZ Made in Germany	A = 2.0 mm · 12 t.p.i. B = 280 mm · 11" C = 300 mm · 12" D = 1.27 mm · 1/20" Ideal for slab construction. Flexible and shatter-proof, metals, non-ferrous metals, aluminium, sheet metal, pipes, wood with nails and profiling.
4433	Milwaukee 48-00-5090 MPS® HSS-Bi-Metall 100 x 10 ZPZ Made in Germany	A = 2.5 mm · 10 t.p.i. B = 80 mm · 3" C = 100 mm · 4" D = 0.9 mm · 1/32" Ideal for wood with nails. Flexible and shatter-proof, metals, non-ferrous metals, aluminium, sheet metal, pipes and profiling.
4430	Bosch S922HF Metabo Flex 31131 Milwaukee 200778 Lenox 48-00-5092 610R MPS® HSS-Bi-Metall 150 x 10 ZPZ Made in Germany	A = 2.5 mm · 10 t.p.i. B = 130 mm · 5" C = 150 mm · 6" D = 0.9 mm · 1/32" Ideal for wood with nails. Flexible and shatter-proof, metals, non-ferrous metals, aluminium, pipes and profiling, old building renovations and window frames.
4431	Flex 217190 Lenox 810R MPS® HSS-Bi-Metall 200 x 10 ZPZ Made in Germany	A = 2.5 mm · 10 t.p.i. B = 180 mm · 7" C = 200 mm · 8" D = 0.9 mm · 1/32" Ideal for wood with nails. Flexible and shatter-proof, metals, non-ferrous metals, aluminium, sheet metal, pipes and profiling.
4434	Bosch S1122HF MPS® HSS-Bi-Metall 230 x 10 ZPZ Made in Germany	A = 2.5 mm · 10 t.p.i. B = 210 mm · 8 1/2" C = 230 mm · 9" D = 0.9 mm · 1/32" Ideal for wood with nails. Flexible and shatter-proof, metals, non-ferrous metals, aluminium, sheet metal, pipes and profiling.
4437	Lenox 9514R MPS® HSS-Bi-Metall 230 x 10 ZPZ Made in Germany	A = 2.5 mm · 10 t.p.i. B = 210 mm · 8 1/2" C = 230 mm · 9" D = 1.27 mm · 1/20" Ideal for slab construction. Flexible and shatter-proof, metals, non-ferrous metals, aluminium, sheet metal, pipes, wood with nails and profiling.



Bi-Metall + **MS** Milled, set = **Universal application range + High Endurance = Long Life Span**

M.P.S. To use as	Use
4435 M.P.S. HSS-Bi-Metall 250 x 10 ZPZ Made in Germany	A = 2.5 mm · 10 t.p.i. B = 230 mm · 9" C = 250 mm · 10" D = 0.9 mm · 1/32" Ideal for wood with nails. Flexible and shatter-proof, metals, non-ferrous metals, aluminium, sheet metal, pipes and profiling.
4432 Bosch S1211H Metabo 31125 Flex 201928 M.P.S. HSS-Bi-Metall 300 x 10 ZPZ Made in Germany	A = 2.5 mm · 10 t.p.i. B = 280 mm · 11" C = 300 mm · 12" D = 0.9 mm · 1/32" Ideal for wood with nails. Flexible and shatter-proof, metals, non-ferrous metals, aluminium, sheet metal, pipes and profiling.
4445 M.P.S. HSS-Bi-Metall 230 x 8 ZPZ Made in Germany 	A = 3 mm · 8 t.p.i. B = 210 mm · 8 1/2" C = 230 mm · 9" D = 1.57 mm · 1/16" Ideal for thick-walled cast iron pipes. Particularly strong saw blade for metals, pipes, profiling and wood with nails.
4444 Bosch S1020CF Milwaukee 48-00-5510 Lenox 960R M.P.S. HSS-Bi-Metall 230 x 6 ZPZ Made in Germany Dismantling-Blade 	A = 4.2 mm · 6 t.p.i. B = 210 mm · 8 1/2" C = 230 mm · 9" D = 1.57 mm · 1/16" Ideal for thick-walled cast iron pipes. Particularly strong saw blade for metals, pipes, profiling and wood with nails.
4016 Bosch S628DF Milwaukee 48-01-5035 Lenox 656R M.P.S. HSS-Bi-Metall 150 x 6 ZPZ Made in Germany 	A = 4.2 mm · 6 t.p.i. B = 130 mm · 5" C = 150 mm · 6" D = 1.27 mm · 1/20" Ideal for synthetics. Flexible and shatter-proof in gas-aerated concrete, hardwoods, softwoods, woods with nails and synthetics.
4017 Milwaukee 48-01-5036 Lenox 956R M.P.S. HSS-Bi-Metall 230 x 6 ZPZ Made in Germany 	A = 4.2 mm · 6 t.p.i. B = 210 mm · 8 1/2" C = 230 mm · 9" D = 1.27 mm · 1/20" Ideal for synthetics. Flexible and shatter-proof in gas-aerated concrete, hardwoods, softwoods, woods with nails and synthetics.
4015 Bosch S1411DF Milwaukee 48-01-5037 Lenox 156R M.P.S. HSS-Bi-Metall 300 x 6 ZPZ Made in Germany 	A = 4.2 mm · 6 t.p.i. B = 280 mm · 11" C = 300 mm · 12" D = 1.27 mm · 1/20" Ideal for synthetics. Flexible and shatter-proof in gas-aerated concrete, hardwoods, softwoods, woods with nails and synthetics.
4430-VP Bosch S922VF M.P.S. HSS-Bi-Metall 150 x 10-14 ZPZ Made in Germany VARJOZAHN	A = 1.8 – 2.5 mm · 10 – 14 t.p.i. B = 130 mm · 5" C = 150 mm · 6" D = 0.9 mm · 1/32" Variable tooth spacing for cutting in various materials. Flexible and shatter-proof. For cuts in metals, woods with nails and synthetics.

Bi-Metall + **MS** Milled, set = **Universal application range + High Endurance = Long Life Span**

MPS	To use as	Use
4440-VP Lenox 650R VARIOZAHN Fire & rescue	MPS HSS-Bi-Metall 150 x 10-14 ZPZ Made in Germany	A = 1.8 – 2.5 mm · 10 – 14 t.p.i. B = 130 mm · 5" C = 150 mm · 6" D = 1.27 mm · 1/20" Variable tooth spacing for cuts in different materials, flexible and shatterproof. For cutting metals, woods with nails and synthetics.
4431-VP Bosch S1122VF Milwaukee 48-00-5193 VARIOZAHN	MPS HSS-Bi-Metall 200 x 10-14 ZPZ Made in Germany	A = 1.8 – 2.5 mm · 10 – 14 t.p.i. B = 180 mm · 7" C = 200 mm · 8" D = 0.9 mm · 1/32" Variable tooth spacing for cuts in different materials, flexible and shatterproof. For cutting metals, woods with nails and synthetics.
4441-VP VARIOZAHN Fire & rescue	MPS HSS-Bi-Metall 200 x 10-14 ZPZ Made in Germany	A = 1.8 – 2.5 mm · 10 – 14 t.p.i. B = 180 mm · 7" C = 200 mm · 8" D = 1.27 mm · 1/20" Variable tooth spacing for cuts in different materials, flexible and shatterproof. For cutting metals, woods with nails and synthetics.
4434-VP Bosch S1122VF VARIOZAHN	MPS HSS-Bi-Metall 230 x 10-14 ZPZ Made in Germany	A = 1.8 – 2.5 mm · 10 – 14 t.p.i. B = 210 mm · 8 1/2" C = 230 mm · 9" D = 0.9 mm · 1/32" Variable tooth spacing for cuts in different materials, flexible and shatterproof. For cutting metals, woods with nails and synthetics.
4432-VP Bosch S11222VF Lenox 110R Milwaukee 48-00-5194 VARIOZAHN	MPS HSS-Bi-Metall 300 x 10-14 ZPZ Made in Germany	A = 1.8 – 2.5 mm · 10 – 14 t.p.i. B = 280 mm · 11" C = 300 mm · 12" D = 0.9 mm · 1/32" Variable tooth spacing for cuts in different materials, flexible and shatterproof. For cutting metals, woods with nails and synthetics.
4446 Bosch S123XF VARIOZAHN progressive	MPS HSS-Bi-Metall 150 x 8.5-14.5 ZPZ Germany	A = 1.75 – 3 mm · 8.5 – 14.5 t.p.i. B = 130 mm · 5" C = 150 mm · 6" D = 0.9 mm · 1/32" For thick materials. Fast, straight cuts (flexible and shatterproof) in metals, aluminium, sheet metal, pipes and profiles.
4464-VP VARIOZAHN	MPS HSS-Bi-Metall 230 x 8-11 ZPZ Made in Germany	A = 2.2 – 3.2 mm · 8 – 11 t.p.i. B = 210 mm · 8 1/2" C = 230 mm · 9" D = 0.9 mm · 1/32" Variable tooth spacing for cuts in different materials, flexible and shatterproof. For cutting metals, woods with nails and synthetics.
4474-VP VARIOZAHN	MPS HSS-Bi-Metall 230 x 8-11 ZPZ Made in Germany	A = 2.2 – 3.2 mm · 8 – 11 t.p.i. B = 210 mm · 8 1/2" C = 230 mm · 9" D = 1.27 mm · 1/20" Variable tooth spacing for cuts in different materials, flexible and shatterproof. For cutting metals, woods with nails and synthetics.



Bi-Metall + **MS** Milled, set = **Universal application range + High Endurance = Long Life Span**

M.P.S. To use as **Bosch S3456XF** Use **A = 2.2 – 4.6 mm · 11.5 – 5.5 t.p.i. B = 180 mm · 7" C = 200 mm · 8" D = 1.25 mm · 1/20"**

For thick materials. Fast, straight cuts (flexible and shatter-proof) in metals, aluminium, sheet metal, pipes and profiles.

HM Hard metal = for abrasive materials

M.P.S. To use as **Bosch S641HM** Use **A = 4.2 mm · 6 t.p.i. B = 130 mm · 5" C = 150 mm · 6" D = 0.9 mm · 1/32"**

Ideal for fibreglass-reinforced synthetic materials. Fast, rough cuts in abrasive materials, fibreglass-reinforced synthetics, and cement bound chipboard.

M.P.S. To use as **Bosch S1141HM** Use **A = 4.2 mm · 6 t.p.i. B = 210 mm · 8 1/2" C = 230 mm · 9" D = 0.9 mm · 1/32"**

Ideal for fibreglass-reinforced synthetic materials. Fast, rough cuts in abrasive materials, fibreglass-reinforced synthetics, and cement bound chipboard.

M.P.S. To use as **Bosch S1241HM** Use **A = 8.5 mm · 3 t.p.i. B = 130 mm · 5" C = 150 mm · 6" D = 0.9 mm · 1/32"**

Ideal for fibreglass-reinforced synthetic materials. Fast, rough cuts in abrasive materials, fibreglass-reinforced synthetics, and cement bound chipboard.

M.P.S. To use as **Bosch S1241HM** Use **A = 8.5 mm · 3 t.p.i. B = 280 mm · 11" C = 300 mm · 12" D = 0.9 mm · 1/32"**

Ideal for fibreglass-reinforced synthetic materials. Fast, rough cuts in abrasive materials, fibreglass-reinforced synthetics, and cement bound chipboard.

M.P.S. To use as **Bosch S2041HM** Use **A = 4.2 mm · 6 t.p.i. B = 280 mm · 11" C = 300 mm · 12" D = 0.9 mm · 1/32"**

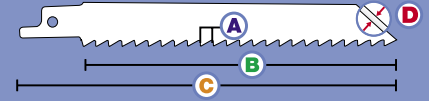
Ideal for fibreglass-reinforced synthetic materials. Fast, rough cuts in abrasive materials, fibreglass-reinforced synthetics, and cement bound chipboard.

M.P.S. To use as **Bosch S2041HM** Use **A = 12.7 mm · 2 t.p.i. B = 380 mm · 15" C = 400 mm · 16" D = 1.5 mm · 1/20"**

Ideal for fibreglass-reinforced synthetic materials. Fast, rough cuts in abrasive materials, fibreglass-reinforced synthetics, and cement bound chipboard.

HM

Hard metal = for abrasive materials



MPS

To use as

Use

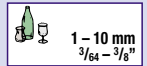
4080

Lenox 600RG Milwaukee 48-00-1420



A = Korn 50 **B** = 130 mm · 5" **C** = 150 mm · 6" **D** = 0.9 mm · 1/32"

Especially suited for extremely hard cast iron pipes.
Straight cuts in clay and ceramic tiles.



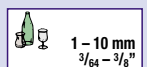
4082

Lenox 800RG Milwaukee 48-00-1430




A = Korn 50 **B** = 180 mm · 7" **C** = 200 mm · 7 1/2" **D** = 0.9 mm · 1/32"

Especially suited for extremely hard cast iron pipes.
Straight cuts in clay and ceramic tiles.



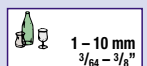
4084

Bosch S1130RIF Lenox 800RG Milwaukee 48-00-1430



A = Korn 50 **B** = 210 mm · 8 1/2" **C** = 230 mm · 9" **D** = 0.9 mm · 1/32"

Especially suited for extremely hard cast iron pipes.
Straight cuts in clay and ceramic tiles.

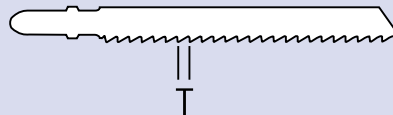


Tooth Spacing

The tooth spacing "T" is the distance in mm from the point of one tooth to the next. Sometimes the tooth spacing is given in inches.

E.g. 14 teeth/inch correspond to a 1.8 mm pitch.

$$T = \frac{25.4 \text{ mm}}{14} = 1.8 \text{ mm}$$



Bi-Metall + **MS** Milled, set = **Universal application range + High Endurance = Long Life Span**

M.P.S. To use as	Use
4451 <p>MPS[®] HSS-Bi-Metall 150 x 14 ZPZ Made in Germany</p> <p>Stahrohe und Profile bis 8 mm Buntmetallrohre</p>	<p>A = 1.8 mm · 14 t.p.i. B = 130 mm · 5" C = 150 mm · 6" D = 0.9 mm · 1/32"</p> <p>Ideal for the separating of pipes. Straight cuts in steel, non-ferrous metals, profile and pipes.</p>
4454 <p>MPS[®] HSS-Bi-Metall 200 x 14 ZPZ Made in Germany</p> <p>Stahrohe und Profile bis 8 mm Buntmetallrohre</p>	<p>A = 1.8 mm · 14 t.p.i. B = 180 mm · 7" C = 200 mm · 8" D = 0.9 mm · 1/32"</p> <p>Ideal for the separating of pipes. Straight cuts in steel, non-ferrous metals, profile and pipes.</p>
4457 Rems 561004 <p>MPS[®] HSS-Bi-Metall 300 x 14 ZPZ Made in Germany</p> <p>Stahrohe und Profile bis 8 mm Buntmetallrohre</p>	<p>A = 1.8 mm · 14 t.p.i. B = 280 mm · 11" C = 300 mm · 12" D = 0.9 mm · 1/32"</p> <p>Ideal for the separating of pipes. Straight cuts in steel, non-ferrous metals, profile and pipes.</p>
4483 <p>MPS[®] HSS-Bi-Metall 140 x 10 ZPZ Made in Germany</p> <p>Stahrohe und Profile bis 8 mm Buntmetallrohre</p> <p>S</p>	<p>A = 2.5 mm · 10 t.p.i. B = 120 mm · 4 1/2" C = 140 mm · 5 1/2" D = 1.57 mm · 1/16"</p> <p>Ideal for the separating of pipes. Straight cuts in steel, non-ferrous metals, profile and pipes.</p>
4487 <p>MPS[®] HSS-Bi-Metall 200 x 8 ZPZ Made in Germany</p> <p>Stahrohe und Profile bis 8 mm Buntmetallrohre</p> <p>S</p>	<p>A = 2.5 mm · 10 t.p.i. B = 180 mm · 7" C = 200 mm · 8" D = 1.57 mm · 1/16"</p> <p>Ideal for the separating of pipes. Straight cuts in steel, non-ferrous metals, profile and pipes.</p>
4482 Rems 561001 <p>MPS[®] HSS-Bi-Metall 140 x 8 ZPZ Made in Germany</p> <p>Stahrohe und Profile bis 8 mm Buntmetallrohre</p> <p>S</p>	<p>A = 3.2 mm · 8 t.p.i. B = 120 mm · 4 1/2" C = 140 mm · 5 1/2" D = 1.57 mm · 1/16"</p> <p>Ideal for the separating of pipes. Straight cuts in steel, non-ferrous metals, profile and pipes.</p>
4486 Rems 561002 <p>MPS[®] HSS-Bi-Metall 200 x 8 ZPZ Made in Germany</p> <p>Stahrohe und Profile bis 8 mm Buntmetallrohre</p> <p>S</p>	<p>A = 3.2 mm · 8 t.p.i. B = 180 mm · 7" C = 200 mm · 8" D = 1.57 mm · 1/16"</p> <p>Ideal for the separating of pipes. Straight cuts in steel, non-ferrous metals, profile and pipes.</p>
4451-VP Rems 561005 <p>MPS[®] HSS-Bi-Metall 150 x 10-14 ZPZ Made in Germany</p> <p>VARIÖZAHN</p>	<p>A = 1.8 – 2.5 mm · 10 – 14 t.p.i. B = 130 mm · 5" C = 150 mm · 6" D = 0.9 mm · 1/32"</p> <p>Ideal for the separating of pipes. Straight cuts in steel, non-ferrous metals, profile and pipes.</p>

Bi-Metall + **MS** Milled, set = **Universal application range + High Endurance = Long Life Span**

MPS To use as **4454-VP** Rems 561003

Use **A** = 1.8 – 2.5 mm · 10 – 14 t.p.i. **B** = 180 mm · 7" **C** = 200 mm · 8" **D** = 0.9 mm · 1/32"

Ideal for the separating of pipes. Straight cuts in steel, non-ferrous metals, profile and pipes.

Bi-Metall + **MS** Milled, set = **Universal application range + High Endurance = Long Life Span**

MPS To use as **4490** Flex 248886

Use **A** = 1.8 mm · 14 t.p.i. **B** = 130 mm · 5" **C** = 150 mm · 6" **D** = 0.9 mm · 1/32"

Ideal for the separating of pipes. Straight cuts in steel, non-ferrous metals, profile and pipes.

Stahlrohre und Profile bis 8 mm Buntmetallrohre

MPS To use as **4492** Flex 248894

Use **A** = 1.8 mm · 14 t.p.i. **B** = 180 mm · 7" **C** = 200 mm · 8" **D** = 0.9 mm · 1/32"

Ideal for the separating of pipes. Straight cuts in steel, non-ferrous metals, profile and pipes.

Stahlrohre und Profile bis 8 mm Buntmetallrohre

MPS To use as **4494**

Use **A** = 1.8 mm · 14 t.p.i. **B** = 280 mm · 11" **C** = 300 mm · 12" **D** = 0.9 mm · 1/32"

Ideal for the separating of pipes. Straight cuts in steel, non-ferrous metals, profile and pipes.

Stahlrohre und Profile bis 8 mm Buntmetallrohre

MPS To use as **4498** Flex 251620

Use **A** = 2.5 mm · 10 t.p.i. **B** = 120 mm · 4 1/2" **C** = 140 mm · 5 1/2" **D** = 1.57 mm · 1/16"

Ideal for the separating of pipes. Straight cuts in steel, non-ferrous metals, profile and pipes.

Stahlrohre und Profile bis 8 mm Buntmetallrohre

MPS To use as **4496** Flex 252329

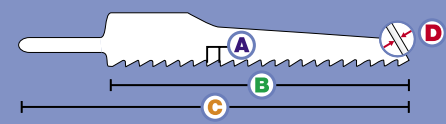
Use **A** = 3.2 mm · 8 t.p.i. **B** = 120 mm · 4 1/2" **C** = 140 mm · 5 1/2" **D** = 1.57 mm · 1/16"



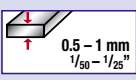


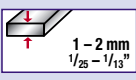


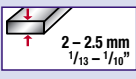


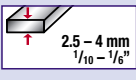


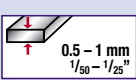


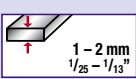


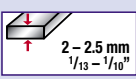


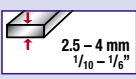
Ideal for the separating of pipes. Straight cuts in steel, non-ferrous metals, profile and pipes.

Stahlrohre und Profile bis 8 mm Buntmetallrohre



Bi-Metall Bimetal + **MS** Milled, set = **Universal application range + High Endurance = Long Life Span**



MPS®	To use as	Use
3740	Ober-Pneutec, Chikago-Pneumatic	A = 0.7 mm · 32 t.p.i. B = 75 mm · 3" C = 100 mm · 4" D = 0.63 mm · 1/36" Non-ferrous metals, stainless steel, sheet steel, pressed materials, Formica and sheet frames.
		 
3742	Ober-Pneutec, Chikago-Pneumatic	A = 1.0 mm · 24 t.p.i. B = 75 mm · 3" C = 100 mm · 4" D = 0.63 mm · 1/36" Non-ferrous metals, stainless steel, sheet steel, pressed materials, Formica and sheet frames.
		 
3744	Ober-Pneutec, Chikago-Pneumatic	A = 1.4 mm · 18 t.p.i. B = 75 mm · 3" C = 100 mm · 4" D = 0.63 mm · 1/36" Non-ferrous metals, stainless steel, sheet steel, pressed materials, Formica and sheet frames.
		 
3746	Ober-Pneutec, Chikago-Pneumatic	A = 1.8 mm · 14 t.p.i. B = 75 mm · 3" C = 100 mm · 4" D = 0.63 mm · 1/36" Non-ferrous metals, stainless steel, sheet steel, pressed materials, Formica and sheet frames.
		 
3750	SIG, Flex	A = 0.7 mm · 32 t.p.i. B = 75 mm · 3" C = 100 mm · 4" D = 0.63 mm · 1/36" Non-ferrous metals, stainless steel, sheet steel, pressed materials, Formica and sheet frames.
		 
3752	SIG, Flex	A = 1.0 mm · 24 t.p.i. B = 75 mm · 3" C = 100 mm · 4" D = 0.63 mm · 1/36" Non-ferrous metals, stainless steel, sheet steel, pressed materials, Formica and sheet frames.
		 
3754	SIG, Flex	A = 1.4 mm · 18 t.p.i. B = 75 mm · 3" C = 100 mm · 4" D = 0.63 mm · 1/36" Non-ferrous metals, stainless steel, sheet steel, pressed materials, Formica and sheet frames.
		 
3756	SIG, Flex	A = 1.8 mm · 14 t.p.i. B = 75 mm · 3" C = 100 mm · 4" D = 0.63 mm · 1/36" Non-ferrous metals, stainless steel, sheet steel, pressed materials, Formica and sheet frames.
		 

Bi-Metall + **MS** Milled, set = **Universal application range + High Endurance = Long Life Span**

MPS	To use as	Use
3760	SIG, Flex 	A = 0.7 mm · 32 t.p.i. B = 50 mm · 2" C = 75 mm · 3" D = 0.63 mm · 1/36" Non-ferrous metals, stainless steel, sheet steel, pressed materials, Formica and sheet frames.
3762	SIG, Flex 	A = 1.0 mm · 24 t.p.i. B = 50 mm · 2" C = 75 mm · 3" D = 0.63 mm · 1/36" Non-ferrous metals, stainless steel, sheet steel, pressed materials, Formica and sheet frames.
3764	SIG, Flex 	A = 1.4 mm · 18 t.p.i. B = 50 mm · 2" C = 75 mm · 3" D = 0.63 mm · 1/36" Non-ferrous metals, stainless steel, sheet steel, pressed materials, Formica and sheet frames.
3766	SIG, Flex 	A = 1.8 mm · 14 t.p.i. B = 50 mm · 2" C = 75 mm · 3" D = 0.63 mm · 1/36" Non-ferrous metals, stainless steel, sheet steel, pressed materials, Formica and sheet frames.
3770	Holger-Clasen 	A = 0.7 mm · 32 t.p.i. B = 130 mm · 5" C = 150 mm · 6" D = 0.63 mm · 1/36" Non-ferrous metals, stainless steel, sheet steel, pressed materials, Formica and sheet frames.
3778	Holger-Clasen 	A = 1.8 mm · 14 t.p.i. B = 130 mm · 5" C = 150 mm · 6" D = 0.63 mm · 1/36" Non-ferrous metals, stainless steel, sheet steel, pressed materials, Formica and sheet frames.



The class of tooth spacing, which should be used in practice is dependant upon:

- The thickness of the material. Tooth spacing should be chosen so as to ensure that at least 3 teeth are always in the material at the same time. E.g. 6 mm thick material – 2mm tooth spacing for boards with thinner supports
- The strength of the material.

A generally applicable rule is: the harder the material the smaller the tooth.

HSS High-speed steel + **MS** Milled, set = For Metal Work

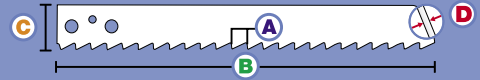
M.P.S. To use as	Use
3805 Fein, Spitznas, Premag, Rockwell among others 	<p>A = 1.2 mm · 22 t.p.i. B = 200 mm · 8" C = 25 mm · 1" D = 1.5 mm · 1/16"</p> <p>Sabre saw blades for intense demands. Completely hardened and flexible; most often used in the areas of mining And pipeline construction. Ideal for V2A-Steel, non-ferrous metals and pipes. Model: Push saw – on request also available in pull saw variety.</p>
3804 Fein, Spitznas, Premag, Rockwell among others 	<p>A = 1.6 mm · 16 t.p.i. B = 200 mm · 8" C = 25 mm · 1" D = 1.5 mm · 1/16"</p> <p>Sabre saw blades for intense demands. Completely hardened and flexible; most often used in the areas of mining And pipeline construction. Ideal for V2A-Steel, non-ferrous metals and pipes. Model: Push saw – on request also available in pull saw variety.</p>
3814 Fein 63503063007 Spitznas, Premag, Rockwell among others 	<p>A = 1.6 mm · 16 t.p.i. B = 300 mm · 12" C = 25 mm · 1" D = 1.5 mm · 1/16"</p> <p>Sabre saw blades for intense demands. Completely hardened and flexible; most often used in the areas of mining And pipeline construction. Ideal for V2A-Steel, non-ferrous metals and pipes. Model: Push saw – on request also available in pull saw variety.</p>
3824 Fein 63503064005 Spitznas, Premag, Rockwell among others 	<p>A = 1.6 mm · 16 t.p.i. B = 400 mm · 16" C = 25 mm · 1" D = 1.5 mm · 1/16"</p> <p>Sabre saw blades for intense demands. Completely hardened and flexible; most often used in the areas of mining And pipeline construction. Ideal for V2A-Steel, non-ferrous metals and pipes. Model: Push saw – on request also available in pull saw variety.</p>
3803 Fein, Spitznas, Premag, Rockwell among others 	<p>A = 1.8 mm · 14 t.p.i. B = 200 mm · 8" C = 25 mm · 1" D = 1.5 mm · 1/16"</p> <p>Sabre saw blades for intense demands. Completely hardened and flexible; most often used in the areas of mining And pipeline construction. Ideal for V2A-Steel, non-ferrous metals and pipes. Model: Push saw – on request also available in pull saw variety.</p>
3854 Fein, Spitznas, Premag, Rockwell among others 	<p>A = 1.8 mm · 14 t.p.i. B = 700 mm · 28" C = 28 mm · 1 1/10" D = 2.0 mm · 1/13"</p> <p>Sabre saw blades for intense demands. Completely hardened and flexible; most often used in the areas of mining And pipeline construction. Ideal for V2A-Steel, non-ferrous metals and pipes. Model: Push saw – on request also available in pull saw variety.</p>
3813 Fein, Spitznas, Premag, Rockwell among others 	<p>A = 3.0 mm · 10 t.p.i. B = 300 mm · 12" C = 25 mm · 1" D = 1.5 mm · 1/16"</p> <p>Sabre saw blades for intense demands. Completely hardened and flexible; most often used in the areas of mining And pipeline construction. Ideal for V2A-Steel, non-ferrous metals and pipes. Model: Push saw – on request also available in pull saw variety.</p>
3801 Fein, Spitznas, Premag, Rockwell among others 	<p>A = 3.2 mm · 8 t.p.i. B = 200 mm · 8" C = 25 mm · 1" D = 1.5 mm · 1/16"</p> <p>Sabre saw blades for intense demands. Completely hardened and flexible; most often used in the areas of mining And pipeline construction. Ideal for V2A-Steel, non-ferrous metals and pipes. Model: Push saw – on request also available in pull saw variety.</p>

HSS

High-speed steel



Milled, set = For Metal Work



MPS

To use as

Use

3811

Fein, Spitznas, Premag, Rockwell among others



A = 3.2 mm · 8 t.p.i. **B** = 300 mm · 12" **C** = 25 mm · 1" **D** = 1.5 mm · 1/16"

Sabre saw blades for intense demands. Completely hardened and flexible; most often used in the areas of mining and pipeline construction. Ideal for V2A-Steel, non-ferrous metals and pipes. Model: push saw – on request also available in pull saw.




3821

Fein 63503095006 Spitznas, Premag, Rockwell among others



A = 3.2 mm · 8 t.p.i. **B** = 400 mm · 16" **C** = 25 mm · 1" **D** = 1.5 mm · 1/16"

Sabre saw blades for intense demands. Completely hardened and flexible; most often used in the areas of mining and pipeline construction. Ideal for V2A-Steel, non-ferrous metals and pipes. Model: push saw – on request also available in pull saw.



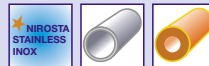
3831

Fein, Spitznas, Premag, Rockwell among others



A = 3.2 mm · 8 t.p.i. **B** = 500 mm · 20" **C** = 28 mm · 1 1/10" **D** = 1.5 mm · 1/16"

Sabre saw blades for intense demands. Completely hardened and flexible; most often used in the areas of mining and pipeline construction. Ideal for V2A-Steel, non-ferrous metals and pipes. Model: push saw – on request also available in pull saw.




3810

Fein 63503071009 Spitznas, Premag, Rockwell among others



A = 6.4 mm · 4 t.p.i. **B** = 300 mm · 12" **C** = 25 mm · 1" **D** = 1.5 mm · 1/16"

Sabre saw blades for intense demands. Completely hardened and flexible; most often used in the areas of mining and pipeline construction. Ideal for V2A-Steel, non-ferrous metals and pipes. Model: push saw – on request also available in pull saw.




3820

Fein, Spitznas, Premag, Rockwell among others



A = 6.4 mm · 4 t.p.i. **B** = 400 mm · 16" **C** = 25 mm · 1" **D** = 1.5 mm · 1/16"

Sabre saw blades for intense demands. Completely hardened and flexible; most often used in the areas of mining and pipeline construction. Ideal for V2A-Steel, non-ferrous metals and pipes. Model: push saw – on request also available in pull saw.



Tooth Strength.

Depending of the area of use, saw-blades made from different types of steel with varied tooth strengths are used.

Model	Tooth Strength*	Area of Use
HSS Heavy-Duty-High-Speed-Steel	61 HRC	
CV Chrome Vanadium	50 HRC	
Bimetals (MATRIX II)	65-67 HRC	

* Guideline figure only, subject to change


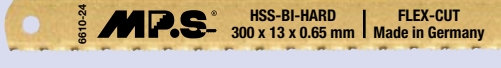

CV Chrome Vanadium + **MS** Milled, wavy set = For Metal Work



M.P.S. [®] To use as	Use
6604 	A = 1.0 mm · 24 t.p.i. B = 300 mm · 12" D = 0.7 mm · 1/36" Metal saw-blade – alloyed steel tool. Double-sided toothting.
6605-18 	A = 1.4 mm · 18 t.p.i. B = 300 mm · 12" D = 0.63 mm · 1/36" Metal saw-blade – alloyed steel tool. Non-ferrous and soft metals.
6605-24 	A = 1.0 mm · 24 t.p.i. B = 300 mm · 12" D = 0.63 mm · 1/36" Metal saw-blade – alloyed steel tool. Non-ferrous and soft metals.
6605-32 	A = 0.8 mm · 32 t.p.i. B = 300 mm · 12" D = 0.63 mm · 1/36" Metal saw-blade – alloyed steel tool. Non-ferrous and soft metals.

HSS High-speed steel + **MS** Milled, wavy set = For Metal Work



M.P.S. [®] To use as	Use
6610-18 	A = 1.4 mm · 18 t.p.i. B = 300 mm · 12" D = 0.63 mm · 1/36" Metal saw-blade, extra flexibility. For general separation of materials and steels.
6610-24 	A = 1.0 mm · 24 t.p.i. B = 300 mm · 12" D = 0.63 mm · 1/36" Metal saw-blade, extra flexibility. For general separation of materials and steels.
6610-32 	A = 0.8 mm · 32 t.p.i. B = 300 mm · 12" D = 0.63 mm · 1/36" Metal saw-blade, extra flexibility. For general separation of materials and steels.

Bi-Metall + **MS** Milled, wavy set = **Universal application range + High Endurance = Long Life Span**

MPS To use as	Use
6620-18 <p>HSS-BI-HARD 300 x 13 x 0.65 mm SUPERCUT-PLUS 8% Cobsa Made in Germany</p>	<p>A = 1.4 mm · 18 t.p.i. B = 300 mm · 12" D = 0.63 mm · 1/36"</p> <p>Heavy-duty blade, extra flexibility, 8% Cobalt. For general separation of materials and steels in particular V2A.</p>
6620-24 <p>HSS-BI-HARD 300 x 13 x 0.65 mm SUPERCUT-PLUS 8% Cobsa Made in Germany</p>	<p>A = 1.0 mm · 24 t.p.i. B = 300 mm · 12" D = 0.63 mm · 1/36"</p> <p>Heavy-duty blade, extra flexibility, 8% Cobalt. For general separation of materials and steels in particular V2A.</p>
6620-32 <p>HSS-BI-HARD 300 x 13 x 0.65 mm SUPERCUT-PLUS 8% Cobsa Made in Germany</p>	<p>A = 0.8 mm · 32 t.p.i. B = 300 mm · 12" D = 0.63 mm · 1/36"</p> <p>Heavy-duty blade, extra flexibility, 8% Cobalt. For general separation of materials and steels in particular V2A.</p>
6620-20/24 <p>HSS-BI-HARD 300 x 13 x 0.65 mm SUPERCUT-PLUS 8% Cobsa Made in Germany</p> <p>VARIÖZAHN</p>	<p>A = 1.0 – 1.3 mm · 20 – 24 t.p.i. B = 300 mm · 12" D = 0.63 mm · 1/36"</p> <p>Heavy-duty blade, extra flexibility, 8% Cobalt. For general separation of materials and steels in particular V2A.</p>

HM Hard metal + **CT** smoothed = **for abrasive materials Plainer Blades**

MPS	Suitable for:
10001 	<p>AEG, Black & Decker, Bosch, Festo, Haffner, HolzHer, Kress, Mafell, Metabo, Scheer, Skil</p>
10002 	<p>Elu</p>
10003 	<p>AEG, Black & Decker, Bosch, Fein, Haffner, Hitachi, Mafell, Makita, Metabo, Peugeot, Skil</p>



MPS® *always one cut ahead*

AWARD WINNER: MPS 3145

Only just on the market and already
**an award winner from
20 tested jig saw blades*.**

Clean cut quality, outstanding workmanship
and high durability convinced both DIY
enthusiasts and professionals.

* „selbst ist der Mann“, Edition 10, October 2004.




**Pott & Hönscheid GmbH
Sägenfabrik**

Conrad-Röntgen-Straße 1-3 · D-54332 Wasserliesch
Phone: +49 (0) 65 01 / 94 99-0
Fax: +49 (0) 65 01 / 94 99 49
e-mail: info@mps-saegen.de
Internet: www.mps-saegen.de



M.P.S.[®]

Heavy-Duty High speed Bimetal hole saws (M3) with variable tooth spacing – stable steel plate.



Area of Use

For use in hand drills, box column drills and drill-hammers (impact shut-down).

- Steel, non-ferrous, light and cast metals, wood with nails, palette materials, plywood discs, plasterboard, sheetrock and synthetic materials. Also suitable for high-grade steel. (For clean circular holes).



The **VARIÖZAHN** guarantees (Variable Tooth)


- reduced Vibration – therefore reduced heat creation whilst cutting = higher standard
- higher rotation precision
- more even cuts
- cut depth to a max. of 32 mm

User Groups

Electricians, Plumbers, framework construction such as machine, apparatus and container construction, plasterers



Tips for Use:

- for unrestricted sawing pay particular attention to the revolutions table.
- use coolants (cutting oil when using metals)
- for regular splint dispersion try to avoid over-heating the hole saw.



Special tooth geometry pushes chips away from the kerf.









The tooth is positive rake giving longer life and faster cutting.

M.P.S.	mm	inches	 rpm max.	
5014	14	9/16	580	400
5016	16	5/8	550	365
5017	17	11/16	550	365
5019	19	3/4	500	330
5020	20	25/32	460	300
5021	21	13/16	425	280
5022	22	7/8	390	260
5024	24	15/16	370	245
5025	25	1	350	235
5027	27	1 1/16	325	215
5029	29	1 1/8	300	200
5030	30	1 3/16	285	190
5032	32	1 1/4	275	180
5033	33	1 5/16	260	175
5035	35	1 3/8	250	165
5037	37	1 7/16	240	160
5038	38	1 1/2	230	150
5040	40	1 9/16	220	145
5041	41	1 5/8	210	140
5043	43	1 11/16	205	135
5044	44	1 3/4	195	130
5045	45	1 25/32	190	125
5046	46	1 13/16	190	125
5048	48	1 7/8	180	120
5050	50	1 31/32	170	115
5051	51	2	170	115
5052	52	2 1/16	165	110
5054	54	2 1/8	160	105
5055	55	2 3/16	150	100
5057	57	2 1/4	150	100
5059	59	2 5/16	145	100
5060	60	2 3/8	140	95
5064	64	2 1/2	135	90
5065	65	2 9/16	130	85
5067	67	2 5/8	130	85
5068	68	2 22/32	130	85
5070	70	2 3/4	125	80
5073	73	2 7/8	120	80
5075	75	2 31/32	115	75
5076	76	3	115	75
5079	79	3 1/8	110	70
5083	83	3 1/4	105	70
5086	86	3 3/8	100	65
5089	89	3 1/2	95	65
5092	92	3 5/8	95	60
5095	95	3 3/4	90	60
5098	98	3 7/8	85	55
5100	100	3 31/32	80	55
5102	102	4	80	55
5105	105	4 1/8	80	55
5108	108	4 1/4	80	55
5111	111	4 3/8	80	50
5114	114	4 1/2	75	50
5121	121	4 3/4	75	50
5127	127	5	65	45
5140	140	5 1/2	60	40
5146	146	5 3/4	55	35
5152	152	6	55	35

Arbours

MPS®	Image	Shaft size		Image	Jig Saws	
		mm	inches		mm	inches
5501		6.4	1/4		14 – 30	9/16 – 13/16
5502		9.5	3/8		14 – 30	9/16 – 13/16
5503		11.0	7/16		14 – 30	9/16 – 13/16
5504		16.0	5/8		32 – 152	1 1/4 – 6
5505		11.0	7/16		32 – 152	1 1/4 – 6
5506		11.0	7/16		32 – 152	1 1/4 – 6
5507		SDS			14 – 30	9/16 – 13/16
5508		SDS			32 – 152	1 1/4 – 6
5509		9.5	3/8		32 – 152	1 1/4 – 6
5510		11.0	7/16		32 – 152	1 1/4 – 6 Quick-Release Fastener

Pilot – drills + extension

MPS®	Image	Technical Description	Suitable for
5520		 Extension for Intake Ø 11 x 300 mm	5503, 5505, 5506, 5510
5525		Heavy-duty high-speed steel guided drill Ø 6.35 x 115 mm	5501
5526		Heavy-duty high-speed steel guided drill Ø 6.35 x 70 mm	5502, 5503, 5504, 5505, 5506, 5507, 5508, 5509, 5510
8825		Heavy-duty high-speed steel guided drill Ø 6 x 52/60 mm	for flat cutting Ø 15 – 74 mm
8826		Heavy-duty high-speed steel guided drill Ø 8 x 52/60 mm	for flat cutting Ø 75 – 150 mm
8827		HM guided drill Ø 6 x 52/60 mm	for flat cutting Ø 15 – 74 mm
8828		HM guided drill Ø 8 x 52/60 mm	for flat cutting Ø 75 – 150 mm



Carbide-tipped Hole Saws

HM Hard metal (Carbide)



Area of Use

For use in hand drills, box column drills and drill-hammers (impact shut-down).

For clean, moderate holes in woods, multiplex slabbing, cast iron, fibreglass, fibreglass-reinforced synthetics and sheetrock

- Fast cuts with higher durability in comparison to bimetal hole saws.




Technical Description

- Stable body constructed from specialised sheer steel band; blade edge equipped with hard metal teeth.
- The hard metal tipping is almost equal to that of diamonds – the saws remain sharp longer and have, for this reason, the longest life span.
- Tooth spacing 8,3 mm – 3 tpi
- Cut depth ca. 40 mm
- Intake-Tools see Page 63.

User Groups:

Electricians, carpenters, plumbers and plasterer.

M.P.S.	mm		inches
7019	19		3/4
7021	21		13/16
7022	22		7/8
7024	24		15/16
7025	25		1
7027	27		1 1/16
7029	29		1 1/8
7030	30		1 3/16
7032	32		1 1/4
7033	33		1 5/16
7035	35		1 3/8
7037	37		1 7/16
7038	38		1 1/2
7040	40		1 9/16
7041	41		1 5/8
7043	43		1 11/16
7044	44		1 3/4
7046	46		1 13/16
7048	48		1 7/8
7051	51		2
7052	52		2 1/16
7054	54		2 1/8
7057	57		2 1/4
7059	59		2 5/16
7060	60		2 3/8
7064	64		2 1/2
7065	65		2 9/16
7067	67		2 5/8
7070	70		2 3/4
7073	73		2 7/8
7076	76		3
7079	79		3 1/8
7083	83		3 1/4
7086	86		3 3/8
7089	89		3 1/2
7092	92		3 5/8
7095	95		3 3/4
7098	98		3 7/8
7102	102		4
7105	105		4 1/8
7108	108		4 1/4
7111	111		4 3/8
7114	114		4 1/2
7121	121		4 3/4
7127	127		5
7140	140		5 1/2
7146	146		5 3/4
7152	152		6

Carbide Grit Hole Saws

HM Hard metal (Carbide)



Area of Use

For use in hand drills, box column drills and drill hammers (impact shut-down).

- For hard materials such as cast iron, ceramics, tile to medium abrasion resistance, brick, GF
- For abrasive materials such as fibreglass, Kevlar, graphite, carbon, brick, concrete, lime sand stone and Poroton.



Technical Description

- Stable body from specialised sheer steel bands, blade edge with hard metal coating.
- The hard metal tipping is almost on a par with that of diamonds – the saws remain sharp longer and have, for this reason, the longest life span.
- No splintering or shattering due to the HM coating
- Faster, more aggressive cuts with many materials. Easy and doesn't require much effort.
- Cut depth approx. 40 mm
- Intake-Tool see page 63.

User Groups

Electricians, Tilers, Plumbers, Plasterers.

MPS®	mm	inches
72016	16	5/8
72019	19	3/4
72020	20	25/32
72022	22	7/8
72025	25	1
72029	29	1 1/8
72032	32	1 1/4
72035	35	1 3/8
72038	38	1 1/2
72044	44	1 3/4
72048	48	1 7/8
72051	51	2
72054	54	2 1/8
72057	57	2 1/4
72060	60	2 3/8
72064	64	2 1/2
72070	70	2 3/4
72076	76	3
72083	83	3 1/4
72086	86	3 3/8
72095	95	3 3/4
72102	102	4
72114	114	4 1/2



Carbide-tipped Hole Saws



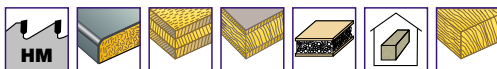
HM Hard metal (Carbide)



Area of Use

For use in hand drills, box column drills and drill hammers (impact shut-down).

- Particularly suited to solid wood, wooden fibreboard, chipboard, coated wooden fibreboard, multiplex slabbing, synthetics, fibreboard, PVC, sheetrock and gas-aerated concrete.



Hard Metal Hole saws for Work on Woods

Cut-depth 60 mm, particularly suited to solid wood, wooden fibreboard, chipboard, coated wooden fibreboard, multiplex slabbing and synthetics.

Also appropriate for Heraklith palette, fibreboard, PVC, sheetrock and gas-aerated concrete

The particularly large tooth spacing is made possible by a maximum depth and optimal splinter removal. These hard metal teeth will not be affected or melt. The jig saw has a pierced chip flute spanning two thirds of the total length, which facilitates an easy removal of the drilling core.

User Groups

Carpenters, Electrician, Plumber, Plasterers.

M.P.S.	mm		inches
73025	25		1
73030	30		1 ³ / ₁₆
73035	35		1 ³ / ₈
73040	40		1 ⁹ / ₁₆
73045	45		1 ²⁵ / ₃₂
73050	50		1 ³¹ / ₃₂
73055	55		2 ³ / ₁₆
73058	58		2 ⁹ / ₃₂
73060	60		2 ³ / ₈
73063	63		2 ¹⁵ / ₃₂
73065	65		2 ⁹ / ₁₆
73068	68		2 ¹¹ / ₁₆
73070	70		2 ³ / ₄
73074	74		2 ¹⁵ / ₁₆
73075	75		2 ³¹ / ₃₂
73080	80		3 ⁵ / ₃₂
73105	105		4 ¹ / ₈

No. 73205 Hole Rim counter bore, suited to 68.0 mm

No. 73206 Centre Drill HSS 7 x 105

No. 73207 Centre Drill HM 8 x 105

No. 73202 Intake Bracket, without drill 220 mm with 3 surfaces

No. 73200 Intake Bracket, without drill 70 mm with 3 surfaces

No. 73201 Intake Bracket, without drill 90 mm SDS-Plus

No. 73203 Intake Bracket, without drill 220 mm SDS-Plus

Intake-Tools see page 63.

Carbide-tipped Hole Saws – flat cut –

HM Hard metal (Carbide)



Area of Use

For use in hand drills, box column drills and core drills.

- Suitable for drilling in high chrome alloy steels like V2A and V4A (up to 2mm), steel, cast steel, non-ferrous and light metals, synthetics, sheathed materials, plaster board, lightweight construction slabs and wood.



Technical Description:

- Crest and shaft made from one piece, changeable/variable centre drill
- Solid construction for high rotation speed with positive cutter angle
- Thicker HM-Trimming – as a result repeated regrinding of the HM-teeth is possible.

Centre Drill see page 63.

– Deep Cutting – for high and wavy set surfaces



Technical Description:

- From Ø 16 – 100 mm increasing in 1 mm intervals, from Ø 105 – 150 mm increasing in 5 mm intervals from Ø 16-60 mm cut depth 35 mm, from Ø 61-100 mm cut depth 60 mm


User Groups

Electricians, Plumbers, Metal Construction Work e.g. in machines, appliances container Construction, and Plasterers

MPS®	mm	inches	rpm max.	
8015	15	9/16	990	700
8015.2	15.2	9/16	990	700
8016	16	5/8	990	700
8017	17	11/16	940	660
8018	18	23/32	880	620
8018.6	18.6	3/4	880	620
8019	19	3/4	840	590
8020	20	25/32	800	560
8020.4	20.4	25/32	800	560
8021	21	13/16	760	530
8022	22	7/8	720	510
8022.5	22.5	29/32	720	510
8023	23	29/32	690	480
8024	24	15/16	660	460
8025	25	1	640	450
8026	26	11/32	610	430
8027	27	11/16	590	410
8028.3	28.3	13/32	570	400
8029	29	11/8	550	380
8030	30	13/16	530	370
8032	32	11/4	500	350
8033	33	15/16	480	340
8035	35	13/8	450	320
8036	36	113/32	449	310
8037	37	17/32	430	300
8038	38	11/2	420	290
8040	40	19/16	400	280
8041	41	15/8	390	270
8042	42	121/32	380	270
8044	44	13/4	360	250
8045	45	125/32	350	250
8047	47	127/32	340	240
8048	48	17/8	330	230
8050	50	2	320	220
8051	51	21/16	310	220
8054	54	21/8	290	210
8057	57	21/4	280	200
8060	60	23/8	270	190
8063	63	215/32	240	170
8065	65	29/16	240	170
8068	68	211/16	230	160
8070	70	23/4	230	160
8075	75	231/32	210	150
8080	80	35/32	200	140
8090	90	39/16	180	120
8100	100	331/32	160	110
8105	105	41/8	150	105
8110	110	45/16	140	100
8115	115	41/2	130	90
8120	120	411/16	130	90
8125	125	47/8	120	90

MPS®	mm	inches	rpm max.	
9020	20	25/32	800	560
9025	25	1	640	450
9030	30	13/16	530	370
9035	35	13/8	450	320
9040	40	19/16	400	280
9045	45	125/32	350	250
9050	50	131/32	320	220
9055	55	23/16	290	200
9060	60	23/8	270	190

M.P.S.[®]



Overview	CV-A	CV-C	HM precise	Ferro - Metal	Vario	rough	medium	fine	finest
Softwoods, across the grain	Black	Grey	Yellow	Blue	Brown	Green	Red	Orange	Purple
Softwoods, with the grain	Black	Grey	Yellow	Blue	Brown	Green	Red	Orange	Purple
Hard and exotic woods, across the grain	Black	Grey	Yellow	Blue	Brown	Green	Red	Orange	Purple
Hard and exotic woods, with the grain	Black	Grey	Yellow	Blue	Brown	Green	Red	Orange	Purple
Wood with Nails				Blue	Brown				Purple
Book-matched woods, lumber-core plywood, layered woods			Yellow	Blue	Brown	Green	Red	Orange	Purple
Chipboard/MDF, untreated			Yellow	Blue	Brown	Green	Red	Orange	Purple
Chipboard/MDF Coated on one side			Yellow	Blue	Brown	Green	Red	Orange	Purple
Chipboard/MDF Coated on both sides			Yellow	Blue	Brown	Green	Red	Orange	Purple
Chipboard/MDF Veneered on one side			Yellow	Blue	Brown	Green	Red	Orange	Purple
Chipboard/MDF Veneered on both sides			Yellow	Blue	Brown	Green	Red	Orange	Purple
Heraklith and cement-bound fibreboard			Yellow	Blue	Brown	Green	Red	Orange	Purple
Gas-aerated concrete blocks					Brown				
Laminated Plastics			Yellow	Blue	Brown	Green	Red	Orange	Purple
Synthetics, acrylic glass			Yellow	Blue	Brown		Red	Orange	Purple
Non-alloy Steel, Iron				Blue			Red		
NE-Materials, Metals				Blue			Red		
Conductor Board					Brown		Red	Orange	Purple
Compound Materials, Facade Profiles Mixed Recycled Materials				Blue	Brown		Red		
Veneers			Yellow	Blue	Brown	Green	Red	Orange	Purple
Profiled Ledge			Yellow	Blue	Brown	Green	Red	Orange	Purple



Important!

When using reducing rings it is of utmost importance to ensure that the flange is larger than the reducing ring. Along with this, the instructions from the appropriate manufacturer should be noted.

We do not accept any responsibility for improper use of equipment.




Chrome-Vanadium-Hand Saw Blades/ Circular Table Bench Saw Blades

Teeth straight-set and sharpened

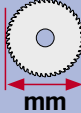
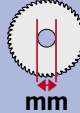

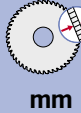
Used on:

Natural Woods, Plywood, Hard Fibreboard.


CV

 Chrome
Vanadium

CV-A / VS-A = Rough Tooth
CV-C / VS-C = Fine Tooth

MPS	Measurement	 mm	 mm	 mm	Tooth Quantity	Tooth Shape	 mm	Colouring System
17002	130 x 16 Z 28 CV-A	130	16		28	CV-A	1.2	Black
17003	134 x 20 Z 20 CV-A	134	20		20	CV-A	1.2	Black
17006	150 x 20 Z 32 CV-A	150	20		32	CV-A	1.2	Black
17010	160 x 20 Z 40 CV-A	160	20		40	CV-A	1.2	Black
17011	160 x 30 Z 40 CV-A	160	30		40	CV-A	1.2	Black
17012	170 x 30 Z 40 CV-A	170	30		40	CV-A	1.4	Black
17013	180 x 30 Z 40 CV-A	180	30		40	CV-A	1.4	Black
17014	184 x 16 Z 36 CV-A	184	16		36	CV-A	1.4	Black
17017	190 x 30 Z 36 CV-A	190	30		36	CV-A	1.4	Black
17018	200 x 30 Z 42 CV-A	200	30		42	CV-A	1.6	Black
17019	210 x 30 Z 42 CV-A	210	30		42	CV-A	1.6	Black
17020	230 x 30 Z 44 CV-A	230	30		44	CV-A	1.6	Black
17021	240 x 30 Z 44 CV-A	240	30		44	CV-A	1.6	Black
17052	130 x 16 Z 110 CV-C	130	16		110	CV-C	1.2	Grey
17053	134 x 20 Z 110 CV-C	134	20		110	CV-C	1.2	Grey
17056	150 x 20 Z 80 CV-C	150	20		80	CV-C	1.2	Grey
17060	160 x 20 Z 110 CV-C	160	20		110	CV-C	1.2	Grey
17061	160 x 30 Z 110 CV-C	160	30		110	CV-C	1.2	Grey
17062	170 x 30 Z 110 CV-C	170	30		110	CV-C	1.4	Grey
17063	180 x 30 Z 100 CV-C	180	30		100	CV-C	1.4	Grey
17064	184 x 16 Z 100 CV-C	184	16		100	CV-C	1.4	Grey
17067	190 x 30 Z 112 CV-C	190	30		112	CV-C	1.4	Grey
17068	200 x 30 Z 110 CV-C	200	30		110	CV-C	1.6	Grey
17069	210 x 30 Z 110 CV-C	210	30		110	CV-C	1.6	Grey
17070	230 x 30 Z 120 CV-C	230	30		120	CV-C	1.6	Grey
17071	240 x 30 Z 100 CV-C	240	30		100	CV-C	1.6	Grey
17100	250 x 30 Z 56 Rough Tooth	250	30		56	VSA	1.4	Black
17101	300 x 30 Z 56 Rough Tooth	300	30		56	VSA	1.6	Black
17102	315 x 30 Z 56 Rough Tooth	315	30		56	VSA	1.6	Black
17103	350 x 30 Z 56 Rough Tooth	350	30		56	VSA	1.8	Black
17104	400 x 30 Z 56 Rough Tooth	400	30		56	VSA	2.0	Black
17105	450 x 30 Z 56 Rough Tooth	450	30		56	VSA	2.2	Black
17106	500 x 30 Z 56 Rough Tooth	500	30		56	VSA	2.5	Black
17107	600 x 30 Z 56 Rough Tooth	600	30		56	VSA	2.8	Black
17108	700 x 30 Z 56 Rough Tooth	700	30		56	VSA	3.2	Black
17120	250 x 30 Z 80 Pointed Tooth	250	30		80	VSC	1.4	Grey
17121	300 x 30 Z 80 Pointed Tooth	300	30		80	VSC	1.6	Grey
17122	315 x 30 Z 80 Pointed Tooth	315	30		80	VSC	1.6	Grey
17123	350 x 30 Z 80 Pointed Tooth	350	30		80	VSC	1.8	Grey
17124	400 x 30 Z 80 Pointed Tooth	400	30		80	VSC	2.0	Grey

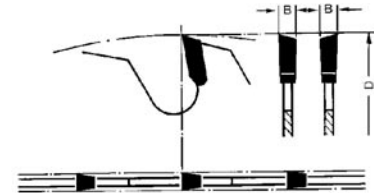
HM-Tipped Circular Table Bench Saw Blades – Precision Performance –

HM

Hard metal

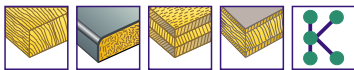


Tooth Form - Variable Tooth (WZ)


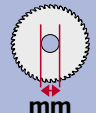




Uses:

- UW Veneered slabbed materials, synthetic boards coated on one side for circular bench saws, calibrated circular saws and double ended profiler.
- KW Fine veneered slab materials, synthetic boards for circular bench saws coated on both sides, calibrated circular saws and double ended profiler.
- VW Best materials in veneered palettes, synthetic boards coated on one side for circular bench saws, calibrated circular saws and double ended profiler.



UW = Universal-Variable Tooth
VW = Multi-tooth Variable Tooth
KW = Synthetic Variable Tooth

M.P.S. [®]	Measurement	 mm	 mm	 mm	Tooth Quantity	Tooth Shape	 mm	Colouring System
12001	250 x 30 Z 42 W UW	250	30		42	UW WZ	3.2	
12002	250 x 30 Z 60 W KW	250	30		60	KW WZ	3.2	
12003	250 x 30 Z 80 W VW	250	30		80	VW WZ	3.2	
12021	280 x 30 Z 60 W KW	280	30		60	KW WZ	3.2	
12004	300 x 30 Z 48 W UW	300	30		48	UW WZ	3.2	
12005	300 x 30 Z 72 W KW	300	30		72	KW WZ	3.2	
12006	300 x 30 Z 96 W VW	300	30		96	VW WZ	3.2	
12007	315 x 30 Z 48 W UW	315	30		48	UW WZ	3.2	
12008	350 x 30 Z 54 W UW	350	30		54	UW WZ	3.2	
12009	350 x 30 Z 84 W KW	350	30		84	KW WZ	3.2	
12010	350 x 30 Z 108 W VW	350	30		108	VW WZ	3.2	
12011	400 x 30 Z 60 W UW	400	30		60	UW WZ	3.2	
12012	400 x 30 Z 96 W KW	400	30		96	KW WZ	3.2	
12020	250 x 30 Z 60 W-NEG. KW	250	30		60	KW WZ-NEG.	3.2	
12024	250 x 30 Z 80 W-NEG. VW	250	30		80	VW WZ-NEG.	3.2	



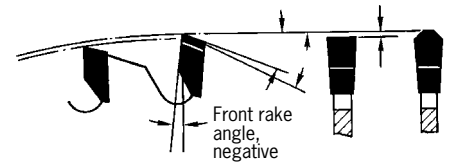
NE-Negative HM-Tipped Circular Table Bench Saw Blades (Chop saws) – Precision Performance –

HM

Hard metal



Tooth Form "Trapez" Flat Tooth (TF) neg.

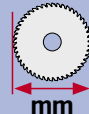
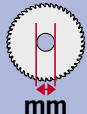










Uses:

Thin-walled profile from aluminium and synthetics in particular anodised profile principally for use on mitre chop saws with pendulum sawing blades.
The cutting speed for aluminium profiles should be under 50m/sec and under 30-40m/sec for full materials.
For blades with a diameter less than 250mm: Minimum rotations 2500U/min. Particular attention should be paid to tense and uncanted material It is not advised to use this tool without cooling and lubrication.



NE-Negative Chop saws

M.P.S.	Measurement	 mm	 mm	 mm	Tooth Quantity	Tooth Shape	 mm	Colouring System
13007	216 x 30 Z 48 TF-NEG. NE	216	30		48	TF-NEG.NE	3.2	
13008	216 x 30 Z 64 TF-NEG. NE	216	30		64	TF-NEG.NE	3.2	
13001	250 x 32 Z 60 TF-NEG. NE	250	32		60	TF-NEG.NE	3.2	
13002	250 x 32 Z 80 TF-NEG. NE	250	32		80	TF-NEG.NE	3.2	
13003	300 x 30 Z 72 TF-NEG. NE	300	30		72	TF-NEG.NE	3.2	
13004	300 x 30 Z 96 TF-NEG. NE	300	30		96	TF-NEG.NE	3.2	

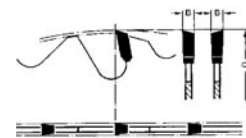
HM-tipped Circular Table Bench Saw Blades – Precision Performance –

HM

Hard metal



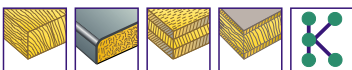
LWZ = Long Variable/Changeable tooth (Long Cut)

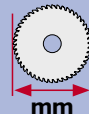
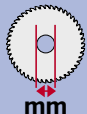
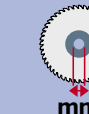










LWZ = Tailored Saw with Splinter Deflector

Uses:

Lengthways or crossways cutting in all natural woods and wooden slab materials also treated on one side or coated on one side in synthetic material.



M.P.S.	Measurement	 mm	 mm	 mm	Tooth Quantity	Tooth Shape	 mm	Colouring System
14001	250 x 30 Z 24 W LWZ	250	30		24	LWZ WZ	3.2	
14002	300 x 30 Z 28 W LWZ	300	30		28	LWZ WZ	3.2	
14003	315 x 30 Z 28 W LWZ	315	30		28	LWZ WZ	3.2	
14004	350 x 30 Z 32 W LWZ	350	30		32	LWZ WZ	3.5	
14005	400 x 30 Z 36 W LWZ	400	30		36	LWZ WZ	3.5	
14006	450 x 30 Z 40 W LWZ	450	30		40	LWZ WZ	3.8	
14007	500 x 30 Z 44 W LWZ	500	30		44	LWZ WZ	4	

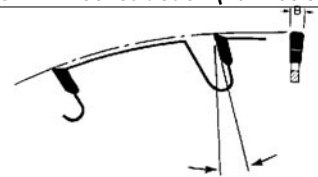
HM-Tipped Circular Table Bench Saw Blades – Precision Method –

HM

Hard metal (Carbide)



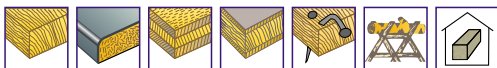
FF = Flat toothed, Bevelled
Tooth Form LF-construction (nail resistant)



LF = Building-Special-Circular Saw Blades, nail resistant and bevelled

Uses:

For general and robust use on construction sites. For sawing of supporting timbers and boards, squared and round timbers with concrete, metal fittings and nail-remnants such as gas-aerated concrete etc. for use on construction circular saws.



MPS	Measurement				Tooth Quantity	Tooth Shape		Colouring System
		mm	mm	mm			mm	
15001	300 x 30 Z 20 FF LF-BAU	300	30		20	FF LF-BAU	3.2	
15002	315 x 30 Z 20 FF LF-BAU	315	30		20	FF LF-BAU	3.2	
15003	350 x 30 Z 24 FF LF-BAU	350	30		24	FF LF-BAU	3.5	
15004	400 x 30 Z 28 FF LF-BAU	400	30		28	FF LF-BAU	3.8	
15005	450 x 30 Z 32 FF LF-BAU	450	30		32	FF LF-BAU	4	
15006	500 x 30 Z 36 FF LF-BAU	500	30		36	FF LF-BAU	4	

HM-Tipped Hand-Held Circular Saw Blades – Precision Performance –

HM

Hard metal (Carbide)




Changeable Tooth, negative
Tooth Form Changeable Tooth, negative



For use on chop saws, in particular ELU PS 174, PS 274 or PS 274E.

Uses:

General use on softwoods, hardwoods and slab materials for compound mitre saws.



Wood Compound Mitre Saws
HM-WZ (Changeable tooth) negative tipped circular saw blades
– Precision Performance – for compound mitre saws for work on woods.

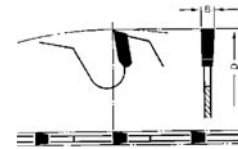
MPS	Measurement				Tooth Quantity	Zahn--form		Colouring System
		mm	mm	mm			mm	
19000	216 x 30 Z 16 W-NEG.	216	30		16	W-NEG.	2.6	
19001	216 x 30 Z 34 W-NEG.	216	30		34	W-NEG.	2.6	
19002	216 x 30 Z 42 W-NEG.	216	30		42	W-NEG.	2.6	
19003	216 x 30 Z 56 W-NEG.	216	30		56	W-NEG.	2.6	

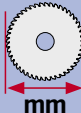
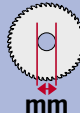

































HM-tipped Hand-held Circular Saw Blades – Precision Performance –

HM

 Hard metal
(Carbide)

Uses:
Varioline Cuttings from wood casings (also with nails), Chipboard, Synthetics, Breeze Blocks, Plexiglass, Herakliith and Fibreboard.

Ferroline Cutting soft steels, pipes, sheet metal, flat and angle iron, brass, copper, aluminium, acrylic glass, chipboard, hard PVC and Multiplex palette.

Flat tooth, bevelled (FZF)
VARIOLINE
FERROLINE

MPS	Measurement	 mm	 mm	 mm	Tooth Quantity	Tooth Shape	 mm	Colouring System
16001	150 x 20/16 Z 24 VARIOFIX	150	20	16	24	FZF	2.8	
16003	160 x 20/16 Z 24 VARIOFIX	160	20	16	24	FZF	2.8	
16004	170 x 30 Z 24 VARIOFIX	170	30		24	FZF	2.8	
16006	180 x 30/20 Z 30 VARIOFIX	180	30	20	30	FZF	2.8	
16007	190 x 30 Z 30 VARIOFIX	190	30		30	FZF	2.8	
16008	200 x 30 Z 30 VARIOFIX	200	30		30	FZF	2.8	
16009	210 x 30 Z 34 VARIOFIX	210	30		34	FZF	2.8	
16010	230 x 30 Z 34 VARIOFIX	230	30		34	FZF	2.8	
16012	235 x 30/25 Z 34 VARIOFIX	235	30	25	34	FZF	2.8	
16013	240 x 30 Z 42 VARIOFIX	240	30		42	FZF	2.8	
16014	250 x 30 Z 42 VARIOFIX	250	30		42	FZF	3	
16015	300 x 30 Z 48 VARIOFIX	300	30		48	FZF	3.2	
16016	315 x 30 Z 48 VARIOFIX	315	30		48	FZF	3.2	
16017	350 x 30 Z 54 VARIOFIX	350	30		54	FZF	3.2	
16018	400 x 30 Z 60 VARIOFIX	400	30		60	FZF	3.5	
16500	150 x 16 Z 30 FERROFIX	150	16		30	FZF	2	
16501	150 x 20 Z 30 FERROFIX	150	20		30	FZF	2	
16502	160 x 16 Z 30 FERROFIX	160	16		30	FZF	2	
16503	160 x 20 Z 30 FERROFIX	160	20		30	FZF	2	
16504	170 x 20 Z 32 FERROFIX	170	20		32	FZF	2	
16505	180 x 20 Z 34 FERROFIX	180	20		34	FZF	2	
16506	190 x 30 Z 38 FERROFIX	190	30		38	FZF	2	
16507	200 x 30 Z 40 FERROFIX	200	30		40	FZF	2	
16508	210 x 30 Z 40 FERROFIX	210	30		40	FZF	2	
16509	230 x 30 Z 44 FERROFIX	230	30		44	FZF	2	
16511	300 x 30 Z 60 FERROFIX	300	30		60	FZF	2.2	
16512	300 x 30 Z 80 FERROFIX	300	30		80	FZF	2.2	
16513	305 x 25.4 Z 60 FERROFIX	305	25.4		60	FZF	2.2	
16514	305 x 25.4 Z 80 FERROFIX	305	25.4		80	FZF	2.2	
16515	355 x 25.4 Z 80 FERROFIX	355	25.4		80	FZF	2.2	
16516	400 x 30 Z 84 FERROFIX	400	30		84	FZF	3	

HM-tipped Hand-Held Circular Saw Blades
– Precision Performance –


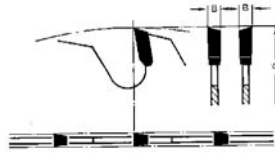
HM

Hard metal
(Carbide)

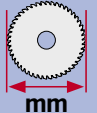
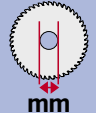




Uses:

Fast, rough cuts in natural woods and synthetics.

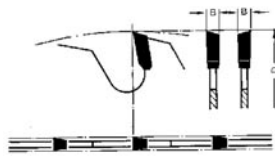
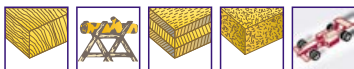


Alternate Tooth (WZ)
ROUGH TOOTH

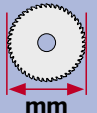
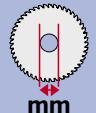


M.P.S. [®]	Measurement	 mm	 mm	 mm	Tooth Quantity	Tooth Shape	 mm	Colouring System
18001	130 x 16 Z 12 W	130	16		12	WZ	2.8	
18002	134 x 20 Z 12 W	134	20		12	WZ	2.8	
18006	140 x 20 Z 12 W	140	20		12	WZ	2.8	
18010	150 x 20/16/15/13 Z 12 WZ	150	20	16/15/13	12	WZ	2.8	
18014	160 x 20/16 Z 14 WZ	160	20	16	14	WZ	2.8	
18016	160 x 30/25 Z 14 WZ	160	30	25	14	WZ	2.8	
18020	170 x 30/20/16/15 Z 14 WZ	170	30	20/16/15	14	WZ	2.8	
18024	180 x 30/20/15/12.7 Z 14 WZ	180	30	20/15/12.7	14	WZ	2.8	
18025	184 x 16 Z 14 W	184	16		14	WZ	2.8	
18028	190 x 30/20/16 Z 14 WZ	190	30	20/16	14	WZ	2.8	
18033	200 x 30/25/20/16/15 Z 16 WZ	200	30	25/20/16/15	16	WZ	2.8	
18036	210 x 30/25 Z 16 WZ	210	30	25	16	WZ	2.8	
18039	220 x 30/20/15 Z 16 WZ	220	30	20/15	16	WZ	2.8	
18041	230 x 30/16 Z 20 WZ	230	30	16	20	WZ	2.8	
18044	235 x 35/30/25 Z 20 WZ	235	35	30/25	20	WZ	2.8	
18046	240 x 30/15 Z 16 WZ	240	30	15	16	WZ	2.8	

Uses:

Fast cuts in natural woods, wood-core plywood and laminated woods.



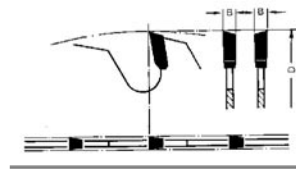
Alternate Tooth (WZ)
MEDIUM TOOTH

M.P.S. [®]	Measurement	 mm	 mm	 mm	Tooth Quantity	Tooth Shape	 mm	Colouring System
18103	130 x 16 Z 18 W	130	16		18	WZ	2.8	
18104	134 x 20 Z 18 W	134	20		18	WZ	2.8	
18108	140 x 20/16/15/12.75 Z 18 WZ	140	20	16/15/12.75	18	WZ	2.8	
18112	150 x 20/16/15/12.75 Z 20 WZ	150	20	16/15/12.75	20	WZ	2.8	
18116	160 x 20/16 Z 20 WZ	160	20	16	20	WZ	2.8	
18118	160 x 30/25/20 Z 20 WZ	160	30	25/20	20	WZ	2.8	
18124	170 x 30/20/16/15 Z 22 WZ	170	30	20/16/15	22	WZ	2.8	
18128	180 x 30/20/15/12.7 Z 22 WZ	180	30	20/15/12.7	22	WZ	2.8	
18129	184 x 16 Z 22 W	184	16		22	WZ	2.8	
18132	190 x 30/20/16 Z 30 WZ	190	30	20/16	30	WZ	2.8	
18137	200 x 30/25/20/16/15 Z 30 WZ	200	30	25/20/16/15	30	WZ	2.8	
18140	210 x 30/25 Z 30 WZ	210	30	25	30	WZ	2.8	
18143	220 x 30/20/15 Z 34 WZ	220	30	20/15	34	WZ	2.8	
18145	230 x 30/16 Z 34 WZ	230	30	16	34	WZ	2.8	
18148	235 x 35/30/25 Z 34 WZ	235	35	30/25	34	WZ	2.8	
18149	240 x 30/15 Z 34 WZ	240	30	15	34	WZ	2.8	

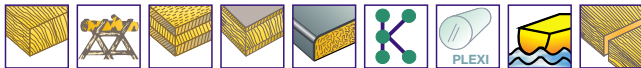
**HM-tipped Hand-Held Circular Saw Blade
– Precision Performance –**

HM

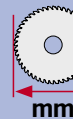
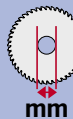


Hard metal
(Carbide)



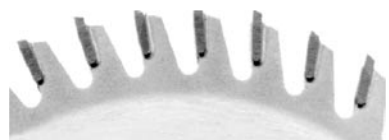
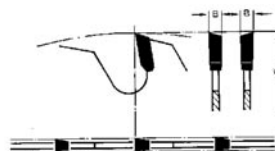
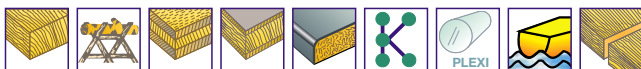
Uses:
Clean cuts in natural woods, book-matched woods, all synthetic materials and coated synthetic boards (one-side).



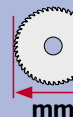
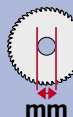


Alternate Tooth (WZ)
FINE TOOTH

M.P.S.	Measurement	 mm	 mm	 mm	Tooth Quantity	Tooth Shape	 mm	Colouring System
18203	150 x 30/20/16/15/13 Z 34 WZ	150	30	20/16/15/13	34	WZ	2.8	
18207	160 x 20/16 Z 34 WZ	160	20	16	34	WZ	2.8	
18209	160 x 30/25 Z 34 WZ	160	30	25	34	WZ	2.8	
18213	170 x 30/20/16/15 Z 34 WZ	170	30	20/16/15	34	WZ	2.8	
18217	180 x 30/20/15/12.7 Z 36 WZ	180	30	20/15/12.7	36	WZ	2.8	
18218	184 x 16 Z 36 W	184	16		36	WZ	2.8	
18221	190 x 30/20/16 Z 42 WZ	190	30	20/16	42	WZ	2.8	
18226	200 x 30/25/20/16/15 Z 42 WZ	200	30	25/20/16/15	42	WZ	2.8	
18229	210 x 30/25 Z 42 WZ	210	30	25	42	WZ	2.8	
18232	220 x 30/20/15 Z 42 WZ	220	30	20/15	42	WZ	2.8	
18234	230 x 30/16 Z 42 WZ	230	30	16	42	WZ	2.8	
18236	240 x 30/15 Z 42 WZ	240	30	15	42	WZ	2.8	

Uses:
Best quality of cut in sheets of veneer, wood core plywood, natural wood, particleboard, plywood and plastic sheets.



Alternate Tooth (WZ)
FINEST TOOTH

M.P.S.	Measurement	 mm	 mm	 mm	Tooth Quantity	Tooth Shape	 mm	Colouring System
18303	150 x 20/16/15/13 Z 42 WZ	150	20	16/15/13	42	WZ	2.8	
18307	160 x 20/16 Z 42 WZ	160	20	16	42	WZ	2.8	
18309	160 x 30/25 Z 42 WZ	160	30	25	42	WZ	2.8	
18313	170 x 30/20/16/15 Z 48 WZ	170	30	20/16/15	48	WZ	2.8	
18317	180 x 30/20/15/12.7 Z 52 WZ	180	30	20/15/12.7	52	WZ	2.8	
18318	184 x 16 Z 52 W	184	16		52	WZ	2.8	
18321	190 x 30/20/16 Z 52 WZ	190	190	20/16	52	WZ	2.8	
18326	200 x 30/25/20/16/15 Z 52 WZ	200	30	25/20/16/15	52	WZ	2.8	
18329	210 x 30/25 Z 56 WZ	210	30	25	56	WZ	2.8	
18332	220 x 30/20/15 Z 56 WZ	220	30	20/15	56	WZ	2.8	
18334	230 x 30/16 Z 56 WZ	230	30	16	56	WZ	2.8	
18337	240 x 30/15 Z 64 WZ	240	30	15	64	WZ	2.8	

Classification of Saw Blade Measurements according to Machine Type

All information supplied without liability!
* Drilling will be reduced

Ø mm	Drilling	Machine Type
------	----------	--------------

AEG (Atlas Copco)

125	20	HK125/A/B
134	20	TKS42
140	20	H K40
143	19	H K86/H K707
150	20	HK45A/HK46N/HK50/HKS52/HK737
160	20	HK55A/HK160A/B/HK55B/KS55S/K55SE/PCS55 CS55 (Atlas Copco)
190	30	HK64A/HK65/HKS65/HKS65A/HK66/HKS66 HKS66E/HK190/K66S/HK66SE/CS66/SCS66Q
200	25*	HK200
200	30	HK201
210	30	HK75/HK75A/HKS75/CS75
230	30	HKS85
240	30	HK240
250	30	MS3C
280	30	MK65

Black & Decker

125	12.7	D984/D985/DN55/DN56/DN254
140	12.7	DN227/DN227H/BD227/KS227/BD846/KS840 KS846/HK600
156.5	12.7	DN57/DN228/SR352E/BD228/P36-01
160	16	U336/975/976/BD855/KS855
160	28.6*	GD60/SEC-6S
184	16	DN59/DN229/DN820/GD60/HD1000/HD1200P HD2062/P37-03/P37-05/SEC718/SR300/SR362E BD229/BD865E/KS865/KS865E
190	30	BD365
200	16*	U338
210	30	BD800/SEC818/SR700/DN800/DN810 KS810/KS800
230	30	HD2086S/P39-02/SEC918
235	30*	HD2086S/P39-02/SEC918
235	35	HD1215/HD2086/SEC9S

Bosch

130	16	PKS40/PKS40S/S43
140	20	1551/1559/KS5500-Plus
150	16	GKS12/PKS46/S1/S20/S33
160	16	GKS54/GKS54CE/PKS54/PKS54CE
170	30	1552/1556/1563/GKS55
180	30	0550/0551/1553/1557/1560
190	16	P30/P300/PKS65
190	30	0551/1553/1564/P30/PKS66/PKS66CE/GKS65 GKS66CE/GKS68BC
200	30	1561
210	30	1554/1558/1565/GKS75S
230	30	0552/1562/1566/1662/GKS85S
240	30	1555

DeWalt

184	16	DW62
190	30	DW65 240 30 DW86
250	30	DW125/DW/150/DW250/DW252/DW320 DW710/DW744
300	30	DW1370/1420S/1600S/1635/3L/1635/4L/1875 2155/4/8003

Ø mm	Drilling	Machine Type
------	----------	--------------

DeWalt

300	32	MC20
305	30	DW704/DW705
350	30	C14/DW/1600S
400	30	C14/1634/6L/2155/6
500	30	DA1635/6K/6L

Elektra

205	18	KS205
210	30	UK220/UK220E/PK200
250	30/20	UK330/PK250/PK250K/PKF255/PK255/PKF255V8
250	30	KGS250/KGS300/KGS500/KGT500/KGT550/KGS330
300	30	PK300
315	30	Tk Combi HSG/Tk Export HG/TK315/TKH315
400	30	BS3100/BS4200/BKH400/BKS400
450	30	BKH450/BKS450
500	30	BS600/BW500

Elu

150	20	MH151
150	30	MH18
170	30	MH55/MH65/MH155
180	30	MH65
190	30	MH165/MH265
200	30	MH30
210	30	MH30/MH82/MH182
216	30	PS174/PS274/PS274E
240	30	MH85/MH286
250	30	TGS170/TGS171/TGS172/TGS173/TGS273/RAS1251/RAS1253/ETS21/ETS23/ETS31/ETS33
250	32	TGS170/TGS171/TGS172/TGS173/KS101
300	30/32	MGS72/73/DG79/ETS3001/ETS3003/ETS3002
305	30	PS374/EMS705
350	30	RKS1603

Elu-old

140	15*	MH14
150	15*	MH18 old
200	15*	MH20/30
240	15*	MH85 old

Emco

200	15*	EMCOSTAR2000/EMCOSTAR-SUPER
200	30	EMCOSTAR 3000
250	20	EMCO Rex 2000
250	30	EMCO-Multistar. EMCO-Unistar. Mk81

Fein

150	20	SSk646
160	20	SSk660
210	30	SSk661



Classification of Saw Blade Measurements according to Machine Type

All information supplied without liability!
* Drilling will be reduced

Ø mm	Drilling	Machine Type
Festo		
150	30	AF45E/AXF45
160	20	AP55/AP55E/AP55-FS/AT55EB/AT55E-FS/ATF55 ATF55E/ATF55EB/ATF55-EFS/ATF55-FS/Basis-Set1 A 160 30 AAU/AU50/AUP50
170	30	AT55E/AU42-S/AUT42-S/AXT55/AXT50LA
180	30	AU55S/AU60S/AUP60S/AUT42S/AUT60S
190	30	AP65/AP65E/AP65EB-FS/AP65E-FS/AT65/AT65E/ AT65EB/AT65E-FS/AT65EB-FS/ATF65
200	30	AD65/AP68E/AU65-S/AUP65S/AXP65
220	30	AU77S
230	30	AU80S
240	30	AP85E/AP85E-FS/AP88E/AXP85
250	30	AD85/AE85
350	30	AXP130/AXP132E/BD125
400	30	BD145/1
450	30	BD170

Ø mm	Drilling	Machine Type
Flott		
220	20*	2000/KS3000
250	20	2000/Profi 2001
250	30	1011/2011/3011/K4500
300	20*	2000/Profi 2001
315	20*	Profi 2001

Ø mm	Drilling	Machine Type
Haffner		
125	20	KSU105
160	20	KSU50
170	30	KSU110
180	20	KSU60
180	30	KSU 60 alt
200	30	AKS
210	30	KS75
220	30	KL177/KL178/KSU118
230	30	KS85/KSU85/SP187 235 30* KL176
250	30	AKS/GS150/SP189/SP195/196/197/198/ TG161/162/163
300	30	GS146/147/157/158/165/SP223/224 TGS168/169/200
315	30	KS120
350	30	GS159/GS160
400	30	DGS123/124/DGS181/DGS184/184E/GS183 KS155/ZS640/ZS800/DGS180/182/GSM/GSA183
500	30	DGS185/124/126/DGS202/GS124/DGS187/GS161/ 162

Ø mm	Drilling	Machine Type
Hanning		
200	16*	TK20N/TK20S/TK200/TK300
250	16*	HKS250
315	30	HTK315/3SV

Ø mm	Drilling	Machine Type
Hitachi		
125	20	C5Y
150	20	C5/FC5/SA
160	20	C6/DA/FC6SA
165	30	C6U
170	30	C6SA/PSU6
190	30	FC7SA/PSM7/PSU7
210	30	C8FA/PSM8/PSU8/C8U
235	30*	C9U
240	30	PSM9/PSU9

Ø mm	Drilling	Machine Type
Holz-Her (Reich)		
134	20	Derby2110/Mosquito2111/2171
140	20	260/270/2260/2270
160	20	HKU264/HKUS50/1420/2103/2104/2105/2106
170	30	55A/HKUS266/281/2115/2266/2271/2281
180	30	HKUS55/269/272/282/2112/2291/2292
190	30	282/2114/2116/2117/2119/2126/2269/2127
200	30	HK201/2113/2292/2555
210	30	PKS267/284/2264/2267/2279/2284
216	30	Panel saw 2141
220	30	PKS+HKU75/274/1205/1331/1342/1345/1346/2279
230	30	2118/2120/2293/2294
240	30	HKD65/268/2268/HKS2128
300	30	HKD85/275/1212/PKS1210/1211/1213/1215/1220/ PK1225/PK1230
350	30	HKS130/150/276
400	30	HKS155/B7K/277

Ø mm	Drilling	Machine Type
INCA		
150	15*	51/54
170	15*	Universal Compact
250	20	Major

Ø mm	Drilling	Machine Type
Kity		
150	15*	511/5029
180	15*	CK26/K5/617/2617/KDD/5029
200	15*	CK26/K5/617/2617/KDD/5029
200	30	608/609/618/KR619/KR419/Kombi2000
220	15*	CK26/XMC9060/2617
250	20	SC250
250	30	608/609/618/619/6619/5619/SCE1600 SCE250/1609

Ø mm	Drilling	Machine Type
Kress		
150	13*	HKS400/6000/6006/6010/6018/9060
160	20	1050KS/CHKS6050/CHKS6055/6055a/DUO
190	20	6060/6060b/CHKS6060/6066/HTKS1600 KS1400/1800KSE
250	30	GS90/GST90/GS105

Ø mm	Drilling	Machine Type
Mafell		
125	20	X40/XE40/SF32 joining saw
150	13*	Biberella
160	20	A55/B55/FU50/MKS55/MS55/PS52/X55/XE55 KSS330/KSP55
170	20	A55/B55/FU50/FUS50
180	30	Erika 55
190	30	MKS65/MS65/Erika 60/KSP65
200	30	B65/X72
210	30	MKS75/MS75
220	30	Erika 220
230	30	KSP85F
240	30	B82
250	30	Erika85L/85K/MKS85
315	30	FS85/Biberex/MKS105/Monika/TFK85L/TFK85K
350	30	MKS125/SF32
400	30	AZB/BK3/FKB150/FS130K/FS130S/TD3/TDH4 TK150/VKS130/VKS160/BSK4
450	30	BK/BKV4/FSG165/FSG200/FSG165K/TDH450 FSG240K/BSK5
500	30	BKV5/TDH5/170/BSK6

Classification of Saw Blade Measurements according to Machine Type

All information supplied without liability!
* Drilling will be reduced

Ø mm	Drilling	Machine Type
Makita		
140	16*	5000SR/N500
160	20	SR1600/5600BR
165	20	SR1600/5600BR/5603R/5604R
170	20	5600BR
180	20	SR1800/5800BR
190	20	5800BR
190	30	5703R
200	25*	Radial-Eudora 5700
210	25*	LS0810/SR2100/2708
235	25*	SR2300/5900BR
235	30*	5903R
250	25*	2400/LS1020/LS1030/LS1013/LS1113

Ø mm	Drilling	Machine Type
Metabo		
150	20	4341S/KS0846S/KS0852S/KsE0946S
160	20	BTK
165	20	BTK1/C2/KS1155S/KST1357S/KST1157S/TK1256
170	20	BTK1/C2/KS1185S
180	20	6317S
190	20	BTK/46S/KS65S/KS1468S/KS4345S/KS4346S KSE1668S/5348/TK5348/KS1266S
210	30	KSE1678S/TKU225/TK1066
220	30	6322S
240	30	6323S/KS1785S
250	30	Tk1685/1688 Magnum/TkU1693D/TkU1633D
300	30	Tk1685/1688 Magnum
315	30	Tk1685/1688 Magnum

Ø mm	Drilling	Machine Type
Peugeot		
134	20	SC42C
140	12.7	TC3008
140	20	SC47C
150	20	SC46/SC52S/TC3009
160	16	SC4510XA
180	20	FIP50S
184	16	SC65010XA/SC65C/SC66C
190	30	TC3017
200	30	TC3014
230	16*	SC86010XA

Ø mm	Drilling	Machine Type
Rockwell		
170	16*	346/63416
184	16	315/63417

Ø mm	Drilling	Machine Type
Scheppach		
200	30	ts2000/Kg205e/KSe250
205	18	KG205
216	30	Capas1
250	20	KG250/TKG/250
250	30	KSE250/ts2500/Kg260e/tkg260e/Kg280e/tkg280e
300	30	TK/TKH/TKU/ts4000/KSE300 (Export)
305	30	Capas3
315	30	TK/TKH/TKU/ts4000/ts4010/ForsatoXL/XXL/ts315
400	30	BSH400/BSH500
500	30	BSH400/BSH500

Ø mm	Drilling	Machine Type
Scheer		
150	16	MS50
150	20	MS45/MS45E/MS45-3
160	16	FM
165	20	MS55
190	30	MS65
200	30	MS70
220	30	MS80
230	30	MS85
240	30	FM-10A-3100-4200

Ø mm	Drilling	Machine Type
Schleicher		
180	12.7*	300
190	20	300
220	20*	Compact151
250	30	310
300	30	310/330

Ø mm	Drilling	Machine Type
Skil		
125	12.7	22501B
130	16	5240
150	20	1850H/1800H1
160	16	367/416H/534/536/552B/552H/856/1408H 1409H/1410H/1854
170	16*	416H/1410H/1522H/1855U/1854
184	16	77/77U/537/553B/553H/559/559U/574U 857/1865U
190	16	1865U/5565/5666/5266UG/5566
190	30	1965U
210	30	1524H/1873H
230	16*	555H
235	30*	1525H/1886H/1985U/1986U
250	16*	107/860
250	19*	1526H
300	19*	127/2127

Ø mm	Drilling	Machine Type
Stanley		
184	16	H272/H273
200	16*	1607/1708
230	16*	89

Ø mm	Drilling	Machine Type
Striebig		
250	30	Slab Sawing
300	30	Slab Sawing

Ø mm	Drilling	Machine Type
Ulmia		
125	16*	Universa
160	16	1607/1610
200	16*	1607/1708
200	20*	1607/1610/1622/1625/1710S
200	25*	1622/1625
200	30	1706/1708
250	20	1610/1622/1625/1710S
250	30	1710S/1710R
300	30	1612/1711/KS300
315	30	KS300
350	30	KS350/1712/1712R/1728/1729



M.P.S.[®]



Range of Jig Saw Blades

Suitable for

- AEG · Bosch · Elu · Festo · Flex · Hitachi · HolzHer · Kress · Lenox · Mafell · Makita · Metabo · Milwaukee · Sparky
 Black & Decker · Ryobi · Skil · Stayer · Kress · Wolf



3100 Box-1



3400 Box-11

6-piece

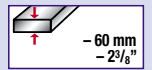
No. 3100 Box-1

contains:
 2 x 3101
 2 x 3103
 2 x 3101-KR

No. 3400 Box-11

contains:
 2 x 3401
 2 x 3403
 2 x 3401-KR

For extra-fast, fine cuts in hardwoods and softwoods.



3100 Box-2



3400 Box-12

6-piece

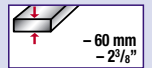
No. 3100 Box-2

contains:
 2 x 3104
 2 x 31085
 2 x 3106-K

No. 3400 Box-12

contains:
 2 x 3404
 2 x 34085
 2 x 3406-K

For fast, rough cuts in hardwoods and softwoods.



3100 Box-3

3400 Box-13

10-piece

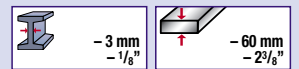
No. 3100 Box-3

3 x 3104
 3 x 31085
 2 x 3106-K
 2 x 3111

No. 3400 Box-13

3 x 3404
 3 x 34085
 2 x 3406-K
 2 x 3411

For fast, rough cuts in hardwoods, softwoods, metals and aluminium.



3100 Box-8

3400 Box-18

10-piece

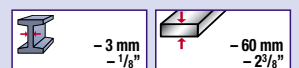
No. 3100 Box-8

contains:
 3 x 3101
 3 x 3104
 2 x 3106-K
 1 x 3111
 1 x 3113

No. 3400 Box-18

contains:
 3 x 3401
 3 x 3404
 2 x 3406-K
 1 x 3411
 1 x 3413

For fast, fine cuts in hardwoods, softwoods, metals and aluminium.



Range of Jig Saw and Sabre Saw Blades



No. 3190
Megamix Pro Saw Blades-Case, 70-piece.

each 5 piece:
 3101 / 3101-KR / 3160-F / 31035-S / 3150-F / 3111-F / 4400
 4401 / 4016 / 4431-VP / 4444 / 4031 / 4052 / 6620-VP

No. 3192
Wood-Pro-Jig Saw-Case, 50-piece.

each 5 piece:
 3101-KR / 3150-F / 3171 / 3113-F / 31035-S / 3104-F / 3101
 3160-F / 3118-F / 3111-F

No. 3193
Metal-Pro-Jig Saw-Case, 50-piece.

each 5 piece:
 3111-F / 31135-F / 3114-F / 3101 / 3105 / 3118-F / 3173-F
 3112 / 3150-F / 3104-F

No. 3195
Celebratory-Jig Saw-Case, 50-piece.

each 5 piece:
 3111-F / 3111 / 3104 / 3101 / 3103 / 3105 / 3101-KR / 3150-F
 31035-S / 3171

No. 3196
Universal-Jig Saw-Case, 50-piece.

each 5 piece:
 3171 / 3101 / 3103 / 3104 / 3105 / 3106 / 3111 / 3113 / 3108-L
 31085

No. 4110
Tiger-/ Jig Saw Blade-Case, 25-piece.

each 5 piece:
 4400 / 4401 / 4411 / 4440-VP / 4431-VP

No. 4120
Tiger-/Jig Saw Blade-Case, 25-piece.

each 5 piece:
 4400 / 4401 / 4430-VP / 4431-VP / 4016

Range of Hole Saw



No. 5550

No. 5550 Electric Range, 8-piece.

Consists of:

Ø mm: 22, 29, 35, 44, 51, 64

Ø inch: 7/8, 1 1/8, 1 3/8, 1 3/4, 2, 2 1/2

Suitable for: 5503, 5505



No. 5551

No. 5551 Plumbing/Electronic Range, 8-piece.

Consists of:

Ø mm: 22, 29, 35, 44, 57, 68

Ø inch: 7/8, 1 1/8, 1 3/8, 1 3/4, 2 1/4, 2 3/4

Suitable for: 5503, 5505



No. 5554

No. 5554 Electronic Range, 8-piece.

Consists of:

Ø mm: 16, 20, 25, 32, 40, 51

Ø inch: 5/8, 3/4, 1, 1 1/4, 1 1/2, 2

Suitable for: 5502, 5505



No. 5560

No. 5560 Plumbing Range, 8-piece.

Consists of:

Ø mm: 19, 22, 29, 38, 44, 57

Ø inch: 3/4, 7/8, 1 1/8, 1 1/2, 1 3/4, 2 1/4

Suitable for: 5503, 5505



No. 5565

No. 5565 Plumbing Range III, 8-piece.

Consists of:

Ø mm: 20, 25, 32, 35, 50, 68

Ø inch: 3/4, 1, 1 1/4, 2, 2 3/4

Suitable for: 5503, 5505



Range of Hole Saw



No. 5566 General-Pro-Hole Saw case, 17 piece.

Consists of:
 Ø mm: 16, 19, 22, 25, 29, 32, 35, 38, 45, 51, 64, 76
 Ø inch: 5/8, 3/4, 7/8, 1, 1 1/8, 1 1/4, 1 3/8, 1 1/2, 1 3/4, 2, 2 1/2, 3

Suitable for: 5503, 5505
 Guided Drill: 3 x 5526

No. 5567 General-Plumbing-Hole Saw Case, 19 piece.

Consists of:
 Ø mm: 16, 19, 22, 24, 29, 32, 35, 45, 54, 64, 76, 79, 111, 114
 Ø inch: 5/8, 3/4, 7/8, 1, 1 1/8, 1 1/4, 1 3/8, 1 3/4, 2 1/8, 2 1/2, 3, 3 1/8, 4 3/8, 4 1/2

Suitable for: 5503, 5505
 Guided Drill: 3 x 5526

No. 5568 General-Plumbing-Hole Saw Case, 18 piece.

Consists of:
 Ø mm: 16, 22, 30, 35, 45, 55, 65, 68, 75, 79, 111, 127
 Ø inch: 5/8, 7/8, 1 1/8, 1 3/8, 1 3/4, 2 1/8, 2 1/2, 2 3/4, 3, 3 1/8, 4 3/8, 5

Suitable for: 5503, 5505, 5520
 Guided Drill: 3 x 5526

No. 5569 General-Pro-Hole Saw Case, 23 piece.

Consists of:
 Ø mm: 22, 29, 35, 44, 67, 73
 Ø inch: 7/8, 1 1/8, 1 3/8, 1 3/4, 2 5/8, 2 7/8
 5 x 3740, 5 x 3744, 5 x 6620-32

Suitable for: 5503, 5505

No. 5571 Electricians Collection, 4-piece.

Consists of:
 Ø mm: 35, 68, 83
 Ø inch: 1 3/8, 2 3/4, 3 1/4

Suitable for: 5505

A 5551



No. A 5551 Plumbing/Electronic Range, 8 piece.

Consists of:

Ø mm: 22, 29, 35, 44, 57, 68

Ø inch: 7/8, 1 1/8, 1 3/8, 1 3/4, 2 1/4, 2 3/4

Suitable for: 5503, 5505



Product Packaging:


MPS jig saw and sabre saw blades, hole saw and circular saw are packaged in recyclable materials.


The producers` comparison number is noted beside the order number and the EAN-code.

Apart from this, the most important producers are mentioned, who use these shaft inserts in their machines. The material-name abbreviations HSS, CV, Bi-Metal for the saw blades are also stated.



Our merchandise presentations are promotional, informative and clear – all components can be individually fitted.





Please ask for our special-edition brochure "MODULE"!

1 General

1. Our conditions of purchase are completely binding; contradictory or differing conditions desired by the customer are not recognised, unless these conditions were previously recognised by us in writing.
Our conditions of purchase are also valid if we, despite knowledge of contradictory or differing conditions desired by the customer, complete the delivery unconditionally.
2. Any agreements made between the customer and ourselves, with the aim of implementing this contract are to be recorded in writing in this contract.
3. Our conditions of purchase are also valid for any future business with the consumer.

2 Offer and associated documentation

Sales offers regarding price, quantity, delivery-time and delivery specifications are non-binding.

Customer orders are binding for the retailer once made in writing or printed (receipt of delivery slip also valid).

3 Prices, Conditions of Payment

1. V.A.T. is not included in the prices shown; the legally required amount will be added onto the bill on the day it is presented!?
2. Our bills are payable:
 - net within 30 days of the date printed or
 - with a 2% discount if paid within 8 days.
3. If the case of the customer coming into arrears we are authorized to charge 5% p.a. over the corresponding minimum leading rate set by the Deutsche Bundesbank
If we are able to prove greater losses were incurred due to the defaulted payment, we are permitted to raise the percentage accordingly. In this case the customer also has the right to prove to us that we incurred no, or significantly less losses as a result of the defaulted payment.
4. The customer is only entitled to calculate these costs if the counterclaim is legally sound, unopposed or recognized by us. Aside from this he is authorised to exercise the right of retention in this respect, if the counterclaim is based on the same contractual relationship.

4 Delivery Period

1. The delivery period begins on the day of order confirmation, once the customer has satisfied all necessary contractual obligations. In particular technical issues and various order-related documentation must be agreed upon.
2. If a delay occurs due to an error on our part, loss-assessment rules for general negligence do not apply.
3. If the customer sets a final deadline after the company defaults on an order, which includes a warning of order rejection should the deadline not be met, the customer is entitled to withdraw from the contract when the stated period has expired; the customer is only entitled to compensation, to the amount of the foreseeable loss, if the default occurred as a result of gross negligence or with intent; in all other cases the company is only liable to pay 50% of the claim.
4. The liability limitations, in accordance with paragraph 2 and 3, do not apply unless a trade agreement has been established; this is also valid if the customer can prove that he is no longer interested upholding the contract due to a delayed delivery.
5. If the customer defaults on the acceptance of the product or in any way breaks the conditions of the contract, the company is entitled to demand the payment of damages inclusive of any additional expenditures, which may arise as a result. In this case, the risk of accidental loss or deterioration of the product within this time period is transferred to the customer if the product acceptance is defaulted.

5 Passing of the Risk

Unless otherwise stated in the contract, delivery is calculated "ex works".

6 Damage, Warrantee

1. It is assumed in the manufacturers warrantee rights, that these appraisal and back obligations are in compliance with §§ 377, 378 HGB
2. If any damage occurs due to company-error, we will either replace or repair the damaged goods. In the case of repair of damaged goods the company is obliged to bear all associated costs, such as transportation, labour and material costs provided these cost are not increased due to the product having to be transported to a another location, which is not the place of delivery.
3. If the company is for any reason unable to repair or replace the damaged goods or if this process is extended beyond a period considered reasonable (company liability), or for any other reason fails to repair or replace the damaged items, the customer is entitled to withdraw from the contract or to demand an appropriate price reduction.
4. Provided nothing further arises, any additional demands made by the customer will not be heard, regardless of legal backing. We also take no liability for damage not on the purchase item itself; in particular we will not be held liable for profits lost or other financial losses suffered by the customer.
5. Previous manufacturer liability limitations are no longer valid when the damage is caused intentionally or occurs as a result of gross negligence, however the indemnifiability of foreseeable damages is restricted. These liability limitations are also not valid if any consequential loss is incurred due to a breach in the assurance of product features as stated in §§ 463, 480 paragraph 2 BGB. This applies only if the losses due to the absence of the product.
6. In line with the liability conditions provided in paragraphs (4) and (5), we are not liable to pay damages, within legal parameters.
7. There is a warrantee period of six months, calculated from the transfer of risk. This period of limitation and is also valid for subsequent consequential damage claims provided these claims are not connected with illegal activities.

7 Joint Liability

1. Once in accordance with § 6 paragraphs (4) to (6), our liability re: compensation is either excluded or limited. This is valid for any claim regarding faults in the signing of contracts, breach of secondary obligations in particular regarding claims concerning manufacturer liability in accordance with § 823 BGB.
2. The regulations in accordance with paragraph (1) are valid only for claims consistent with §§ 1,4 product liability laws. This is also valid by initial failure and representative impossibility.
3. The exclusion or limitation of our liability is only valid for the personal liabilities of all our employees, representatives and assistants.
4. The limitation of claims between supplier and customer conform with § 6 paragraph (7) provided no claims are made regarding manufacturer liability in accordance with §§ 823 et seqq. BGB

8 Ownership Proviso

1. We reserve the right of product ownership until the point of contract conclusion, that being when all financial obligations have been met including payment for follow-up-orders, repeat orders and spare part orders.
2. The customer has the right to sell on the purchased item, provided it is carried out within the proper course of business; at this point all outstanding payments to the amount of the final balance on the invoice (incl. V.A.T.), which he has accrued from the buyer or third party as a result of the resale.
3. If demanded by the customer, we undertake to release securities assigned to us if the value of these securities exceeds the monies outstanding by more than 20%; the choice of which securities are to be released is solely ours.

9 Jurisdiction, Place of Delivery

1. Our legal domicile is our business location; we do however retain the right to bring a case against a customer at his residence.
2. Providing nothing further arises from the sales confirmation the business location is the place of execution.

10 Applies German Right